




DEPARTMENT OF
ECOLOGY
State of Washington

Air Quality in Overburdened Communities Grants Information Session




Kaitlyn Kelly, MPH
Unit Supervisor



Nick Bourgault
Grant Specialist



Kevin Stam, MPH
Grant Specialist

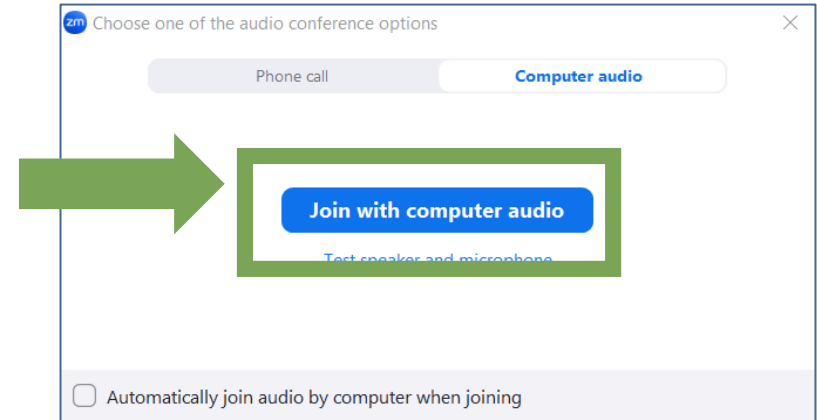


Kelsey Smith
Grant Specialist

Zoom Audio Tips



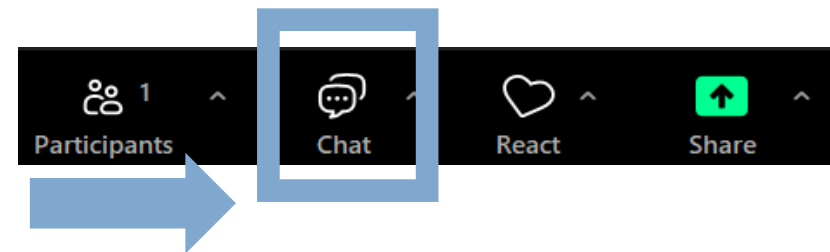
Connect to Zoom audio, such as by clicking "Join with computer audio"



If you have a slow internet connection, consider calling into today's meeting for clearer audio. Dial 253-215-8782 and input the Meeting ID 842 7901 8468



If you are experiencing technical difficulties, please send Kelsey Simpson, our meeting host, a message in the chat.



Zoom Tips for Participation


Raise your hand and we'll call on you to ask your question. (Dial *9 to raise your hand if you called in.)



Type your questions in the chat and we'll read them out loud.




To view live, auto-generated captions, click the "captions" button.



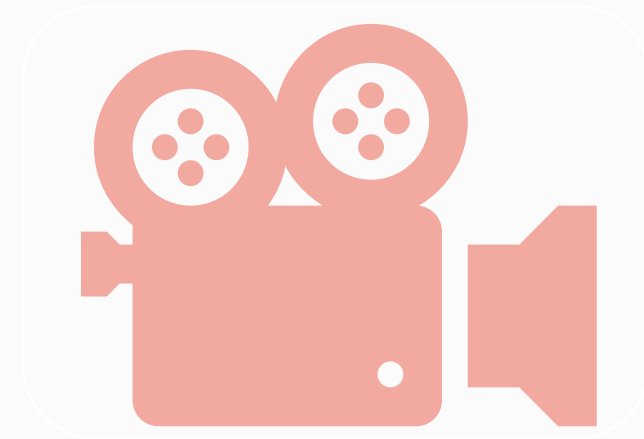
This meeting will be recorded



The recording will be published on our webpage



Participate using the chat if you don't want your voice recorded



Leave your video off if you don't want it to be recorded

Nick Bourgault

Kelsey Simpson

Kaitlyn Kelly

Kelsey Smith

**Ecology
Staff**

Overview

- 1. Overview of grant program**
- 2. Question & answer**
- 3. EAGL application instructions**
- 4. Question & answer**

Communities overburdened and highly impacted by criteria air pollution



- 1 Ellensburg
- 2 Everett
- 3 George and West Grant County
- 4 South King County
- 5 Mattawa
- 6 Moxee Valley
- 7 Northeast Puyallup
- 8 North Seattle and Shoreline
- 9 South Seattle
- 10 Spokane and Spokane Valley
- 11 South and East Tacoma
- 12 Tri-Cities to Wallula
- 13 Vancouver
- 14 Wenatchee and East Wenatchee
- 15 East Yakima
- 16 Lower Yakima Valley

Communities listed alphabetically.

Criteria Air Pollutants

- Carbon monoxide (CO)
- Lead (Pb)
- Nitrogen dioxide (NO₂)
- Sulfur dioxide (SO₂)
- Ozone (O₃)
- Particle or particulate matter (PM)

Common “criteria” air pollutants



Particle Pollution

Tiny solids or liquid drops floating in the air.

Sources:

- Wood stoves and fireplaces
- Outdoor burning
- Dust from construction and agriculture
- Wildfires



Ground-level Ozone

Contributes to smog. Forms when some air pollutants react with each other in sunlight and hot weather.

Sources:

- Cars
- Industry



Carbon Monoxide

Odorless, tasteless, colorless gas from combustion.

Sources:

- Cars
- Wood stoves and fireplaces
- Outdoor burning
- Industrial combustion




Sulfur Dioxide

Forms when fuel that contains sulfur is burned.

Sources:

- Industrial facilities (like fossil fuel power plants, pulp mills)
- Ships and locomotives



Nitrogen Dioxide

Produced when fuel burns. Highest levels are near roads.

Sources:

- Cars
- Ships and locomotives
- Industrial power plants



Lead

Lead was an air quality problem. Today, all of Washington meets the air quality standard for lead.

Source:

- Metal and ore processing facilities

Goals of the Grant Program



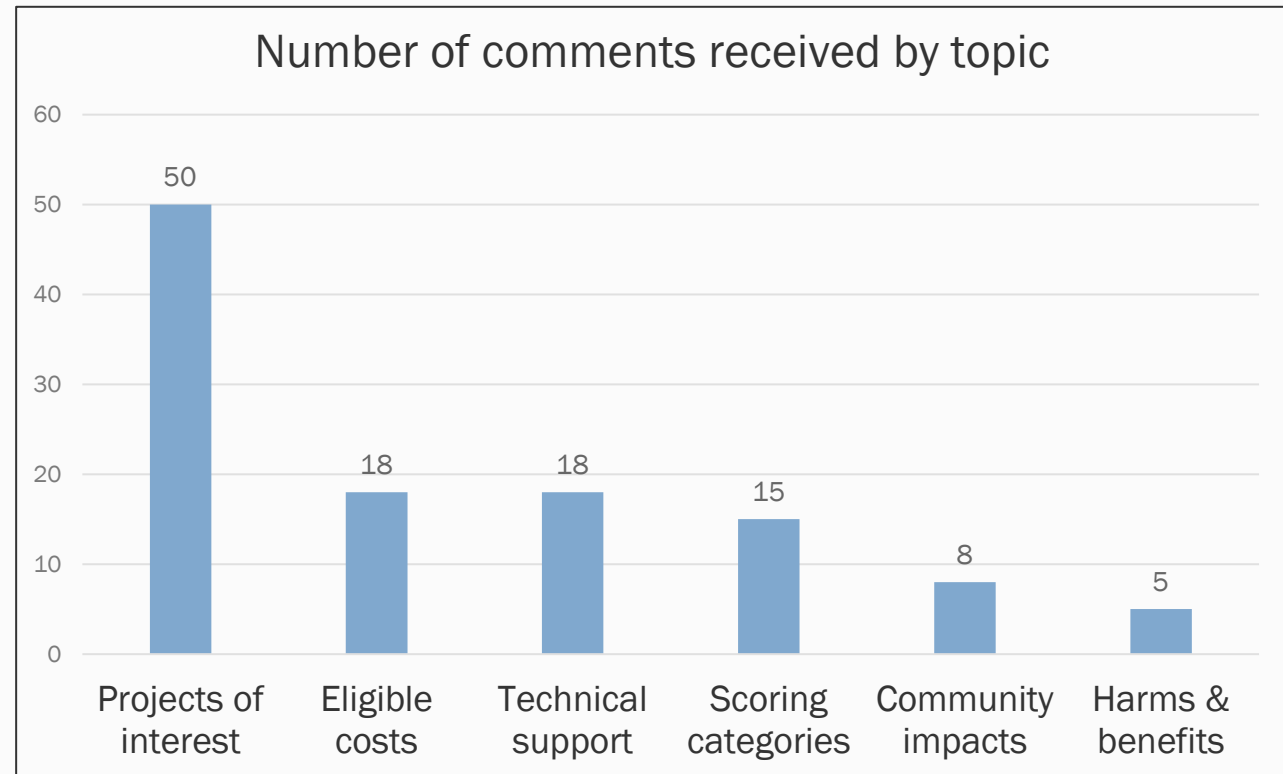
Engage people in overburdened communities to design local projects to improve air quality



Reduce air pollution and protect public health

Community Engagement

- Conducted community engagement to inform design of the grant program
- Hosted virtual listening sessions with Tribes and the public in May and June 2024 alongside an online comment period
 - Also met with 21 organizations



Additional details are available in our [Summary of Engagement](#)

Projects for Communities, by Communities

- Engaged with overburdened communities to inform grant design
- Each community can submit different project types to address local concerns
- Grantees are required to engage with the community in the design of projects
 - Community engagement is an eligible cost
- Scoring criteria includes points for community engagement experience
- Intend to offer an award in each community



Funding Available

Total funding

- \$10 million is available for eligible projects in communities overburdened and highly impacted by criteria air pollution and participating Tribes
- No match requirements

Individual award maximum

- Up to \$700,000 project
- Ecology may offer a lower or higher award depending on interest in the program

[Grant
guidelines](#)



Timeline

- Application period opened on August 29, 2024 and closes on October 24, 2024 at 5 p.m. PDT
- Anticipate making awards by early winter
- Grant project period is through June 30, 2025
 - Expect to extend the project period for up to two years, dependent upon Ecology receiving approval to do so

Eligible Projects



Planning and community engagement to develop projects that will reduce criteria air pollution.



Implementation for projects to reduce criteria air pollution. These projects must have already completed a community engagement process.

Projects must be serving one of the identified communities or participating Tribe.

Planning and Community Engagement Project Examples

- To reduce criteria air pollution emissions:
 - Partner with local community residents to identify priority projects.
 - Design and plan strategies and projects.
 - Improve communication efforts among community groups to address sources of criteria air pollution emissions



Air Pollution Reduction Project Examples

- Support free yard waste collection
- Replace old residential wood stoves with cleaner home heating options
- Incentivize agricultural dust reduction
- Reduce vehicle miles traveled
- Certain zero emission transportation projects (only eligible for planning and design)



See our [grant guidelines](#) for the full list

Secondary Eligible Projects

- Focus of the grant is reducing sources of outdoor air pollution
- The following activities are eligible, but must be a part of emissions reduction project and be identified as a need by the community.
 - Distribution of portable air cleaners to vulnerable populations
 - Planting trees
- Applicants can spend no more than 15% of total award on these activities.

Examples of Ineligible Projects



Wildfire mitigation



Monitoring & sensors



Worker health & safety



Ultrafine particles



Air toxics



Building electrification

Eligible Applicants

Including, but not limited to:

- Local municipalities
- Community based organizations
 - Requires nonprofit status in Washington
- Tribes¹ and entities serving them

See our [grant guidelines](#) for the full list. Applicants must be located in and registered to operate legally in Washington, which includes having a Washington State Unified Business Identifier (UBI) number



Tribal Eligibility

- Tribes participating in Ecology's initiative to improve air quality in overburdened communities highly impacted by air pollution
 - Entities serving these Tribes

Contact Abby Ruskey, Air Quality Environmental Justice Planner, **via email** before 5 p.m. PDT on October 24, 2024
abigail.ruskey@ecy.wa.gov

1

Ecology consults with Tribe regarding air quality concerns (criteria air pollutants)

2

Memorandum of Understanding (MOU) required to participate and must be fully executed prior to grant agreement

3



Eligible Costs

- Administrative costs
- Community engagement & outreach
 - Community compensation
- Costs associated with project planning and design
- Equipment purchases
- Indirect costs
- Travel costs

See [Administrative Requirements for Recipients of Ecology Grants and Loans \(Yellow Book\)](#) for the full list

Ineligible Costs

- Construction or general maintenance of buildings and parking facilities
- Entertainment
- Fines and penalties
- Certain legal expenses
- New paving and landscaping beyond the project's scope of work
- Existing operating costs outside of the project's scope of work
- Purchase or rental of real estate
- Research and development
- Costs related to ineligible projects
- All costs incurred before the effective date of a signed grant agreement

See [Administrative Requirements for Recipients of Ecology Grants and Loans \(Yellow Book\)](#) for the full list.

Application Requirements

- General project information (EAGL online forms)
- Screening questions (not scored)
 - Determines eligibility and whether the application will be scored
- Evaluation questions (scored)
 - Includes a description of the project, including tasks, deliverables, and timeline
- Budget proposal (required, not scored)
 - Template provided

Scoring

Applicants will submit narrative answers to 9 questions, which fall into five categories. There are word limits on answers.

Category	Total Points Possible
Project Narrative	8
Organizational Profile	26
Environmental Justice	26
Community Engagement	30
Community Letters of Support	10
Total	100

Award Selection

- Responses will be evaluated by a committee with experience in air quality, environmental justice, and community engagement
- Will offer highest scoring application in each of the communities
- If funding remains, will repeat the process above.

Other Application Requirements

- Collaborative applications encouraged
 - One organization must apply on behalf of the partnership and will be responsible for all grant deliverables and requirements.
- Must submit separate applications for each project location
- Applicants may support more than two projects, but may only be the lead on up to two applications.

Application Information

- Apply online through Ecology's Administration of Grants and Loans (EAGL) platform
 - System only allows one application per organization. If applying for more than one project, contact AQcommunitygrants@ecy.wa.gov

General instructions are available on [Ecology's grant and loan webpage](#).



[Grant specific application instructions](#)



Recipient Grant Management Requirements

- Accept award within 45 days
- Agreement development
 - All costs incurred prior to the effective date of a signed grant agreement are not eligible for reimbursement
- Applicants will submit reimbursement requests for costs incurred
- Submit a cultural resources review form
- Submit quarterly progress reports and equipment purchase reports
- Project closeout report

See our [grant guidelines](#) for the full list

Info Sessions and Office Hours

- Zoom information sessions:
 - September 4, 2024 at 10 a.m. PDT
 - September 17, 2024 at 2 p.m. PDT
 - October 4, 2024 at 2 p.m. PDT
- Office hours twice weekly
 - Mondays from 2-3 p.m. PDT
 - Thursdays from 10-11 a.m. PDT



Technical Assistance Centers

- Ecology cannot help write applications, but there are two free technical assistance centers:
 - [The Center for Environmental Health Equity](#)
 - [The Northwest Environmental Justice Center](#)



Focus Sheets Available in Other Languages



[Chinese](#)



[English](#)



[Korean](#)



[Russian](#)



[Spanish](#)



[Vietnamese](#)

More Information



Email us:

AQcommunitygrants@ecy.wa.gov



Visit our webpage:

ecology.wa.gov/AQCommunityGrants



Join our email list:

ecology.wa.gov/AqCommunityGrantsEmails





Questions?

Ecology's Administration of Grants & Loans (EAGL)



EAGL

- Full grant applications must be submitted through EAGL.
- Applicants are required to have Secure Access Washington (SAW) and EAGL accounts.
- EAGL can only be accessed through SAW.
- Applications, funded grant agreements, scope of work deliverables, and payment requests/progress reports are managed in EAGL.

Registering for SAW and EAGL

Applying for or managing a grant or loan

You can apply for and manage most grants and loans in EAGL, Ecology's Administration of Grants and Loans system. To use EAGL, you must:

1. Have a Secure Access Washington (SAW) account
2. Register as an EAGL user


See the options below to set up a SAW account and register in EAGL.

If you manage a grant or loan that is not in EAGL, please visit our page for [guidance and links to information not in EAGL](#).

Current EAGL users

New EAGL users with a
SAW account

New SAW and EAGL users

[Log in to your Secure Access Washington \(SAW\) account here](#) , and you will be directed to EAGL.


Go to our Ecology's Grants & Loans webpage at:

<https://ecology.wa.gov/About-us/Payments-contracts-grants/Grants-loans>

Secure Access Washington

<https://secureaccess.wa.gov/>

Click Sign Up and
complete the form



The screenshot shows the Secure Access Washington login page. At the top, there is a green banner with the Seal of the State of Washington on the left and the text "WELCOME to your login for Washington state." in the center. Below the banner is a navigation bar with three buttons: "SIGN UP!" (circled in red), "GET HELP", and "TIPS ON".

Below the navigation bar, the page is divided into two columns. The left column is titled "LOGIN" and contains a form with two input fields: "USERNAME" and "PASSWORD". Below these fields is a "SUBMIT" button (circled in red) and two links: "Forgot your username?" and "Forgot your password?" (circled in red). The right column is titled "ON BEHALF OF" and features a graphic of the Washington State Capitol building with the text "WASHINGTON STATE AGENCIES" overlaid.

At the bottom right of the page, there is a small blue circular icon with a white speech bubble.



GOOD MORNING!

What can we help you access today?



ACCOUNT GET HELP TIPS ON LOGOUT

ADD A NEW SERVICE

Access Now

SHOWING YOUR SERVICES FROM

ALL OF WASHINGTON



EAGL provided by Department of Ecology

Ecology's Administration of Grants & Loans: Individual SAW Accounts required! EAGL will not function properly with shared SAW accounts.

[Contact EAGL help desk](#) [Remove from my list](#)



Once the SAW sign up is complete, click on Add a new service, select Ecology, and then select Access Now

Access now will take you to the EAGL registration page. Fill out the form fields and click save. You must complete both registration processes. The EAGL registration is complete when you receive confirmation from the Ecology EAGL team after completing EAGL registration.



[Back](#)

Registration

Please complete all the required fields below. Required fields are marked with an *.

User Information

	Prefix	First	Middle	Last	Suffix
Name	<input type="text"/>	<input type="text"/>	<input type="text"/>	<input type="text"/>	<input type="text"/>
Email	<input type="text"/>				
Title	<input type="text"/>				
Organization	<input type="text"/>				
Role	<input type="text"/>				
My Organization Is Not Listed	<input type="checkbox"/>				
Use Organization's Contact Information	<input type="text"/>				

EAGL Homepage



The screenshot shows the EAGL homepage. At the top left is the Department of Ecology logo. The main header reads "Ecology's Administration of Grants & Loans (EAGL) TEST ENVIRONMENT" with an eagle icon on the right. A navigation bar contains "My Home", "My Applications", "My Reports & Payment Requests", "My Training Materials" (circled in red), "My Organization(s)", and "My Profile". A "SHOW HELP" button is on the right. A welcome box for "Rose (SAW) Authorized Official" is on the left. Below it are instructions, a maintenance notice, and a public disclosure notice. At the bottom, a "View Available Opportunities" button (circled in red) is shown with a notification of 13 opportunities.

DEPARTMENT OF
ECOLOGY
State of Washington

Ecology's Administration of Grants & Loans (EAGL)
TEST ENVIRONMENT

My Home | My Applications | My Reports & Payment Requests | **My Training Materials** | My Organization(s) | My Profile

SHOW HELP

Welcome
Rose
(SAW)
Authorized
Official

Instructions:
Select the **SHOW HELP** button above for detailed instructions on the following.
> Applying for an Opportunity
> Using System Messages
> Understanding your Tasks
> Managing your awarded grant

The system will undergo maintenance on Mondays from 2:00-3:00 PM.
Please save your work and exit the system prior to this time in order to avoid losing data.
Thanks for your patience.

Public Disclosure Notice
Information you provide through use of this site is public information and subject to inspection and copying by members of the public.

In the State of Washington, laws exist to ensure that government is open and that the public has a right to access appropriate records and information possessed by state government. As a public agency, all our information is governed by laws such as Washington's Public Records Act, [RCW 42.56](#) (link is external). The Public Records Act states that each agency, in accordance with published rules, shall make available for public inspection and copying all public records unless the record falls within specific exemptions under state or federal law.

Hello Rose (SAW), please choose an option below.

View Available Opportunities

You have **13** opportunities available.
Select the **View Opportunities** button below to see what is available to your organization.

VIEW OPPORTUNITIES

Once you have received EAGL confirmation. Log into SAW, then click Access Now next to EAGL, and go to the EAGL homepage.

You can access the EAGL User Manual by clicking on My Training Materials.

Click on View Opportunities to search for current grant opportunities

My Opportunities

For this opportunity Search “Overburdened” in the Document Instance box, and click filter.

[RESET MY OPPORTUNITIES](#)

Provider:

Document Instance:

Due Date (From - To): -

[FILTER](#)

Click Apply Now under the following grant heading

Air Quality in Overburdened Communities Grant for Department of Ecology - AQ

Offered By:
Department of Ecology

Application Availability Dates:
08/01/2024-11/01/2024

Application Period:
08/01/2024-11/01/2024

Application Due Date:
11/01/2024

Description:

This grant program will fund organizations serving the communities Ecology has identified as overburdened and highly impacted by air pollution, as well as participating Tribes, to conduct community engagement, identify, and develop projects to reduce criteria air pollution.

After you select the Apply Now button, a new application will be generated and an application number will be assigned. Make note of the application number because you will use it to search for the application.

If you intend to complete only one application for this opportunity and have already started an application by selecting the "Apply Now" button once, **Do Not Select the "Apply Now" button again.** Please select "My Applications" from the top menu and search for the application you previously created. On the "My Applications" page, enter your application number into the Application Name field and select Search.

[APPLY NOW](#)

[NOT INTERESTED](#)









Forms Menu



View, Edit and Complete Forms

Select the **View Forms** button below to view, edit, and complete your application, funding agreement, and/or amendment forms. The document's current status and your role determines which forms are editable.








VIEW FORMS

Status	Page Name
Funding Program Guidelines	
	AQOBC-2024 Funding Guidelines
	AQOBC-2024 Application Instructions
	AQOBC-2024 Application Questions
	AQOBC-2024 Budget Proposal
	AQOBC-2024 Letters of Support Template
	AQOBC-2024 Letters of Support Template Translated
	AQOBC-2024 Inadvertant Discovery Plan Template
	AQOBC-2024 Cultural Resources Review Form

Click on View Forms to go into the Forms menu.

Review the Funding Guidelines and Application instructions

Application Menu - Forms

Status	Page Name	Note	Created By	Last Modified By
Funding Program Guidelines				
	AQOBC-2024 Funding Guidelines			
	AQOBC-2024 Application Instructions			
	AQOBC-2024 Application Questions			
	AQOBC-2024 Budget Proposal			
	AQOBC-2024 Letters of Support Template			
	AQOBC-2024 Letters of Support Template Translated			
	AQOBC-2024 Inadvertant Discovery Plan Template			
	AQOBC-2024 Cultural Resources Review Form			
Application Forms				
	General Information			
	Project Characterization			
	Mapping Information		Sare Webster	8/5/2024 1:34:12 PM
	Recipient Contacts			
	Uploads			

This menu contains all the application forms that are required in order to submit the application.

Starting with General Information, work through each form. **You must save each form before leaving the page or information will be lost.**

Use the Uploads form to submit all required documents.

Submitting the Application



DEPARTMENT OF
ECOLOGY
State of Washington

Ecology's Administration of Grants & Loans (EAGL)
TEST ENVIRONMENT

My Home | My Applications | My Reports & Payment Requests |
My Training Materials | My Organization(s) | My Profile

SAVE CHECK GLOBAL ERRORS

[Back](#)

Document Information: [AQCDESB-2325-EcyAQ-00011](#)

[Details](#)

You are here: > [Application Menu](#) > [Forms Menu](#)

- When you are ready to submit:
 - Save all forms in order
 - Check Global Errors and correct any issues
 - Check that all required documents have been uploaded

Submitting the Application

Application Menu

Document Information: [AQOBC-2024-EcyAQ-00007](#)

 [Details](#)

Info	Document Type	Organization	Role	Current Status
	Application	Department of Ecology - AQ	Authorized Official	Application In Process



View, Edit and Complete Forms

Select the **View Forms** button below to view, edit, and complete your application, funding agreement, a document's current status and your role determines which forms are editable.

[VIEW FORMS](#)



Change the Status

Select the **View Status Options** button below to change the status of your application, funding agreement, your application and request amendments through the status options.

[VIEW STATUS OPTIONS](#)

- Go to the Application Menu
- Click on View Status Options under Change the Status

Submitting the Application

Application Menu - Status Options

Select a button below to execute the appropriate status push.

Document Information: [AQOBC-2024-EcyAQ-00007](#)

 [Details](#)

Possible Statuses

APPLICATION SUBMITTED

APPLY STATUS

APPLICATION CANCELLED

APPLY STATUS

On the Status Options page

- Click Application Submitted
- Click I Agree on the next page

You must submit the application through these steps, saving alone does not submit the application.

You will receive an email from EAGL stating your application has been submitted

EAGL Questions?

- Sare Webster – Contracts & Grants Specialist
- Phone: (564) 233-9155
- Email: sare.webster@ecy.wa.gov



Questions?

Thank you!



DEPARTMENT OF
ECOLOGY
State of Washington