

LITTER ACTIVITY 2016

in Central Washington

**(Benton, Chelan, Douglas, Kittitas, Klickitat,
Okanogan, and Yakima Counties)**

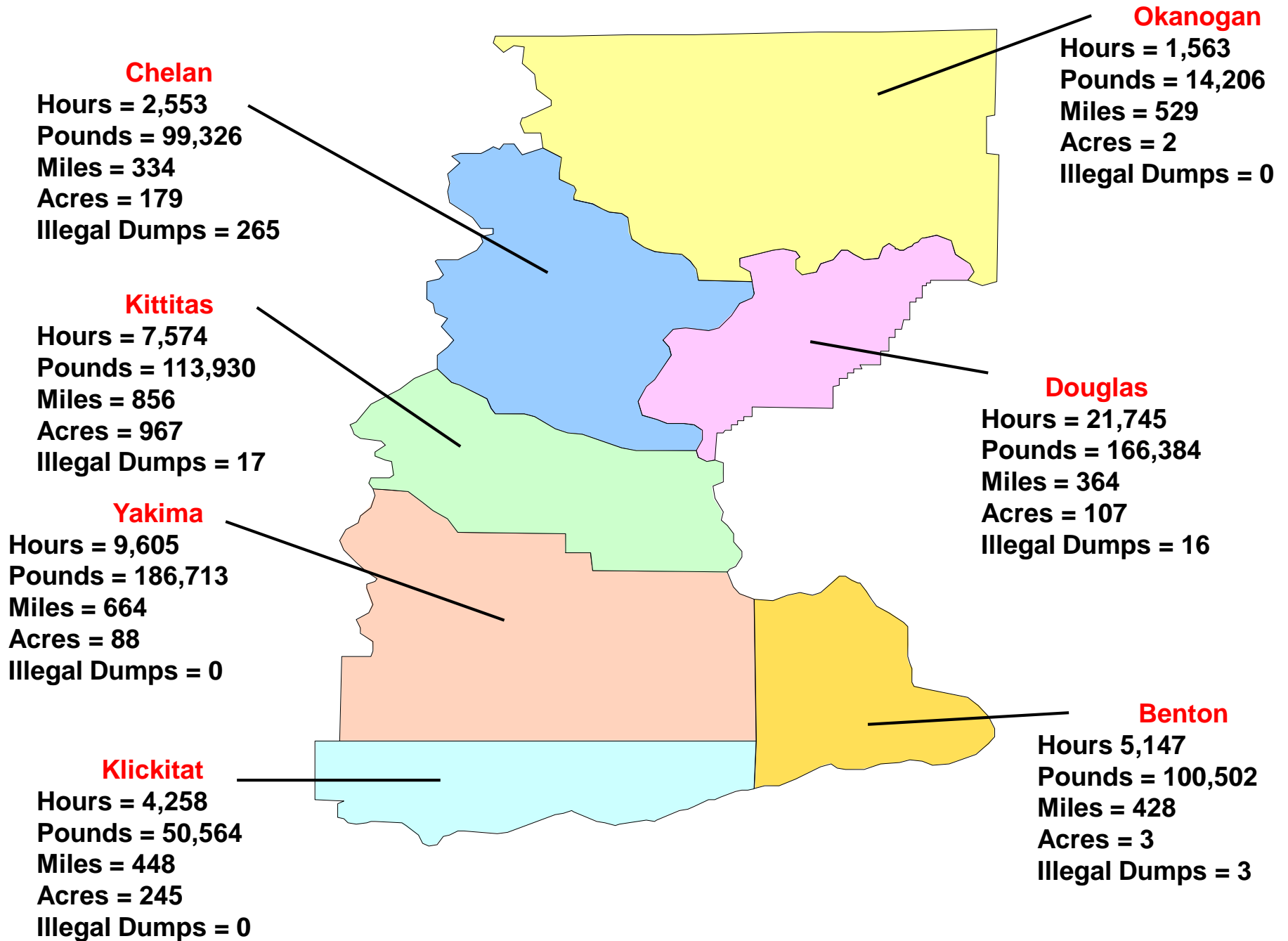
The combined litter efforts of the Community Litter Cleanup Program, Ecology Youth Corps, Department of Natural Resources and the Department of Corrections:

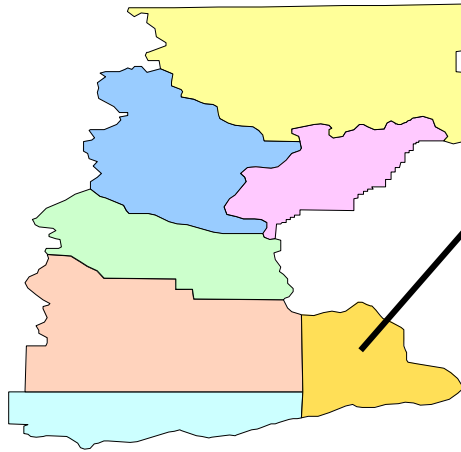
- 32,445 hours worked**
- 731,625 pounds of material collected**
- 3,623 miles cleaned**
- 1,591 acres cleaned**
- 301 Illegal dumps cleaned**

Notes About the Information Contained in This Presentation

- **Population** data from OFM - 2016 Population Estimates
- **Centerline miles** and **miles driven** data from WSDOT - 2015 Highway Performance Monitoring System
- **Area** (in square miles) data from National Association of Counties
- Litter activity data reflects what was reported to Department of Ecology
- **Hours** represents crews supervisor and crew hours
- **Pounds** represents both litter and illegally dumped materials picked up (if reported in bags or cubic yards, the figures were converted to pounds using a standard formula)
- **Miles** represents the number of shoulder miles cleaned
- **Acres** represents the number of acres cleaned
- **Illegal Dumps** represents the number of illegal dump sites cleaned up

Calendar Year 2016





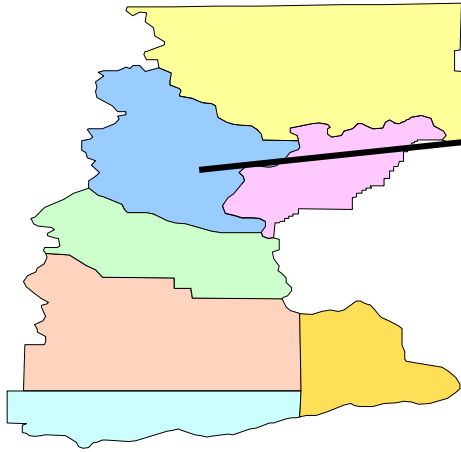
Benton County		% of State Total	Rank in State
Population	188,590	2.68	10
Road Miles	2,172	2.59	15
Miles Driven (in thousands)	1,456,207	2.56	10
Area (square miles)	1,703	2.56	22
	188,590	2.68	10

Year 2016 Litter Program Activity

Litter Program	Hours	Pounds	Miles	Acres	# Dumps
EYC	2,112	33,458	184	0	0
CLCP	139	3,849	36	3	3
DOC	2,896	63,195	208	0	0
DNR	0	0	0	0	0
Total	5,147	100,502	428	3	3

Detail on Total Pounds

Litter Program	Litter Pounds	Illegal Dump Pounds	Recycle Pounds	Total Pounds
EYC	30,786	0	2,672	33,458
CLCP	2,034	1,645	170	3,849
DOC	63,195	0	0	63,195
DNR	0	0	0	0
Total	96,015	1,645	2,842	100,502



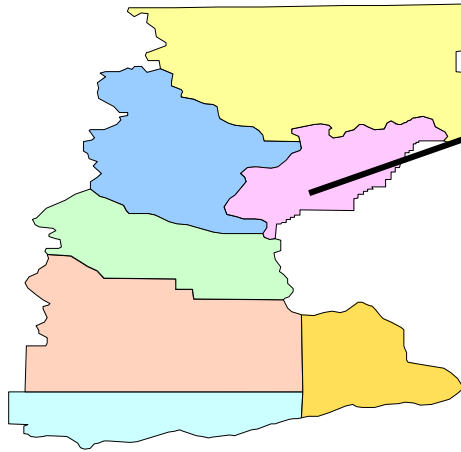
Chelan County		% of State Total	Rank in State
Population	75,030	1.07	17
Road Miles	2,356	1.76	13
Miles Driven (in thousands)	606,130	1.06	18
Area (square miles)	2,921	4.39	3

Year 2016 Litter Program Activity

Litter Program	Hours	Pounds	Miles	Acres	# Dumps
EYC	0	0	0	0	0
CLCP	1,733	82,556	267	179	265
DOC	820	16,770	67	0	0
DNR	0	0	0	0	0
Total	2,553	99,326	334	179	265

Detail on Total Pounds

Litter Program	Litter Pounds	Illegal Dump Pounds	Recycle Pounds	Total Pounds
EYC	0	0	0	0
CLCP	15,632	66,248	676	82,556
DOC	16,770	0	0	16,770
DNR	0	0	0	0
Total	32,402	66,248	676	99,326



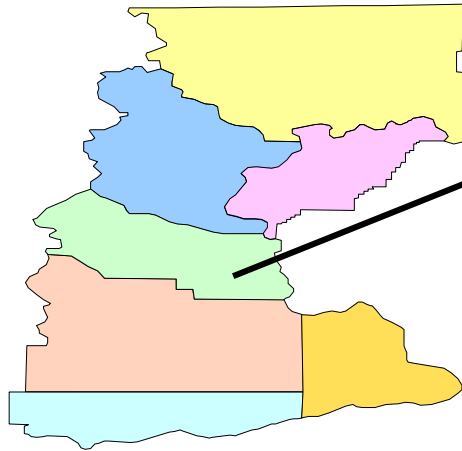
Douglas County		% of State Total	Rank in State
Population	39,990	0.57	26
Centerline Miles	3,104	3.71	9
Miles Driven (in thousands)	336,290	0.59	27
Area (square miles)	1,821	2.74	17

Year 2016 Litter Program Activity

Litter Program	Hours	Pounds	Miles	Acres	# Dumps
EYC	0	0	0	0	0
CLCP	1,161	156,513	321	107	16
DOC	584	9,871	43	0	0
DNR	0	0	0	0	0
Total	1,745	166,384	364	107	16

Detail on Total Pounds

Litter Program	Litter Pounds	Illegal Dump Pounds	Recycle Pounds	Total Pounds
EYC	0	0	0	0
CLCP	19,156	128,375	8,982	156,513
DOC	9,871	0	0	9,871
DNR	0	0	0	0
Total	29,027	128,375	8,982	166,384



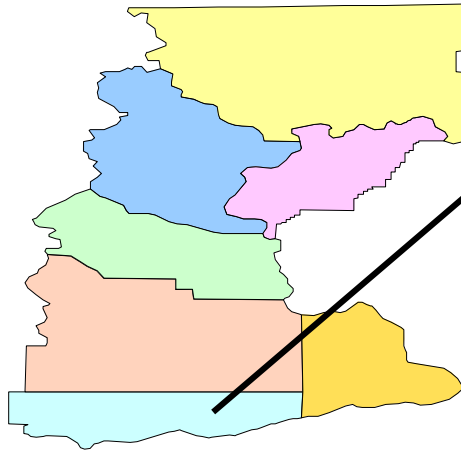
Kittitas County		% of State Total	Rank in State
Population	42,670	0.60	24
Centerline Miles	1,633	1.95	23
Miles Driven (in thousands)	1,104,453	1.94	13
Area (square miles)	2,297	3.45	8

Year 2016 Litter Program Activity

Litter Program	Hours	Pounds	Miles	Acres	# Dumps
EYC	2,092	20,295	166	13	0
CLCP	2,043	26,240	283	929	16
DOC	3,439	67,395	407	25	1
DNR	0	0	0	0	0
Total	7,574	113,930	856	967	17

Detail on Total Pounds

Litter Program	Litter Pounds	Illegal Dump Pounds	Recycle Pounds	Total Pounds
EYC	19,170	0	1,125	20,295
CLCP	19,660	960	5,620	26,240
DOC	67,125	270	0	67,395
DNR	0	0	0	0
Total	105,955	1,230	6,745	113,930



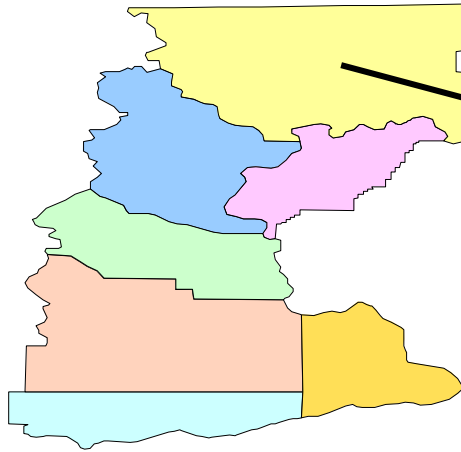
Klickitat County		% of State Total	Rank in State
Population	21,000	0.30	30
Centerline Miles	1,483	1.77	26
Miles Driven (in thousands)	224,100	0.39	30
Area (square miles)	1,872	2.81	16

Year 2016 Litter Program Activity

Litter Program	Hours	Pounds	Miles	Acres	# Dumps
EYC	1,355	17,730	137	6	0
CLCP	2,903	32,834	311	239	0
DOC	0	0	0	0	0
DNR	0	0	0	0	0
Total	4,258	50,564	448	245	0

Detail on Total Pounds

Litter Program	Litter Pounds	Illegal Dump Pounds	Recycle Pounds	Total Pounds
EYC	15,501	0	2,229	17,730
CLCP	32,501	0	333	32,834
DOC	0	0	0	0
DNR	0	0	0	0
Total	48,002	0	2,562	50,564



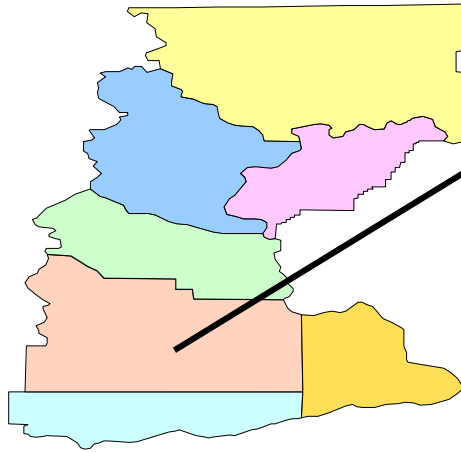
Okanogan County		% of State Total	Rank in State
Population	41,860	0.60	25
Centerline Miles	3,436	1.77	26
Miles Driven (in thousands)	439,335	0.77	23
Area (square miles)	5,268	7.92	1

Year 2016 Litter Program Activity

Litter Program	Hours	Pounds	Miles	Acres	# Dumps
EYC	0	0	0	0	0
CLCP	1,563	14,206	529	2	0
DOC	0	0	0	0	0
DNR	0	0	0	0	0
Total	1,563	14,206	529	2	0

Detail on Total Pounds

Litter Program	Litter Pounds	Illegal Dump Pounds	Recycle Pounds	Total Pounds
EYC	0	0	0	0
CLCP	13,910	0	296	14,206
DOC	0	0	0	0
DNR	0	0	0	0
Total	13,910	0	296	14,206



Yakima County		% of State Total	Rank in State
Population	249,970	3.59	8
Centerline Miles	4,678	5.59	4
Miles Driven (in thousands)	1,795,704	3.15	7
Area (square miles)	4,296	6.46	2

Year 2016 Litter Program Activity

Litter Program	Hours	Pounds	Miles	Acres	# Dumps
EYC	7,529	150,278	528	88	0
CLCP	0	0	0	0	0
DOC	2,076	36,435	136	0	0
DNR	0	0	0	0	0
Total	9,605	186,713	664	88	0

Detail on Total Pounds

Litter Program	Litter Pounds	Illegal Dump Pounds	Recycle Pounds	Total Pounds
EYC	138,096	0	12,182	150,278
CLCP	0	0	0	0
DOC	36,435	0	0	36,435
DNR	0	0	0	0
Total	174,531	0	12,182	186,713