

# **LITTER ACTIVITY 2017**

## **in Eastern Washington**

**(Adams, Asotin, Columbia, Ferry, Franklin, Grant,  
Garfield, Lincoln, Pend Oreille, Spokane,  
Stevens, Walla Walla, and Whitman Counties)**

**The combined litter efforts of the Community Litter Cleanup Program, Ecology Youth Corps, Department of Natural Resources , Department of Fish & Wildlife and Department of Corrections:**

- 36,928 hours worked**
- 735,267 pounds of material collected**
- 5,302 miles cleaned**
- 773 acres cleaned**
- 300 illegal dump sites**

# Calendar Year 2017

## Ferry

Hours = 1,794  
Pounds = 16,695  
Miles = 220  
Acres = 0  
Illegal Dumps = 0

## Stevens

Hours = 5,341  
Pounds = 67,831  
Miles = 579  
Acres = 29  
Illegal Dumps = 26

## Pend Oreille

Hours = 499  
Pounds = 3,750  
Miles = 48  
Acres = 0  
Illegal Dumps = 0

## Lincoln

Hours = 701  
Pounds = 5,775  
Miles = 53  
Acres = 1  
Illegal Dumps = 2

## Spokane

Hours = 11,411  
Pounds = 272,110  
Miles = 1,359  
Acres = 118  
Illegal Dumps = 32

## Grant

Hours = 5,077  
Pounds = 104,564  
Miles = 717  
Acres = 234  
Illegal Dumps = 109

## Whitman

Hours = 793  
Pounds = 13,015  
Miles = 110  
Acres = 2  
Illegal Dumps = 4

## Adams

Hours = 3,320  
Pounds = 51,271  
Miles = 434  
Acres = 135  
Illegal Dumps = 0

## Garfield

Hours = 32  
Pounds = 450  
Miles = 51  
Acres = 0  
Illegal Dumps = 0

## Franklin

Hours = 5,647  
Pounds = 81,482  
Miles = 334  
Acres = 13  
Illegal Dumps = 119

## Walla Walla

Hours = 1,696  
Pounds = 17,281  
Miles = 997  
Acres = 6  
Illegal Dumps = 1

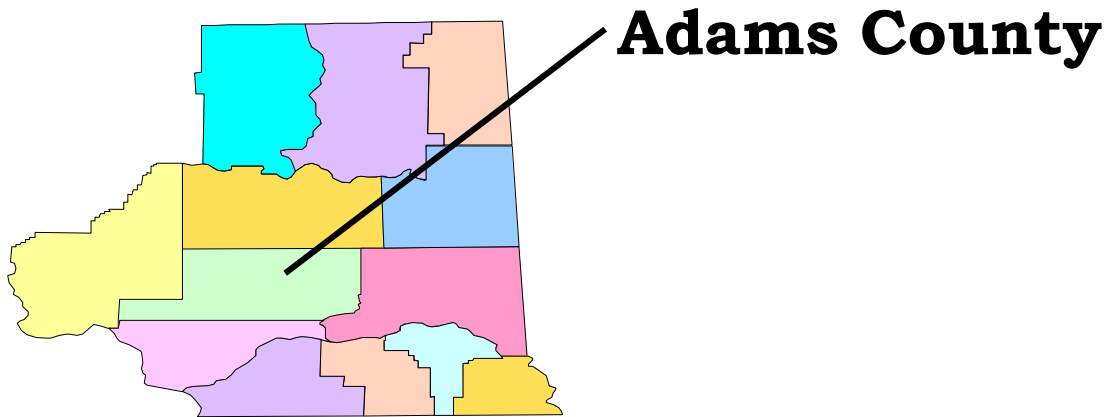
## Columbia

Hours = 505  
Pounds = 100,150  
Miles = 400  
Acres = 93  
Illegal Dumps = 7

## Asotin

Hours = 112  
Pounds = 893  
Miles = 0  
Acres = 142  
Illegal Dumps = 0



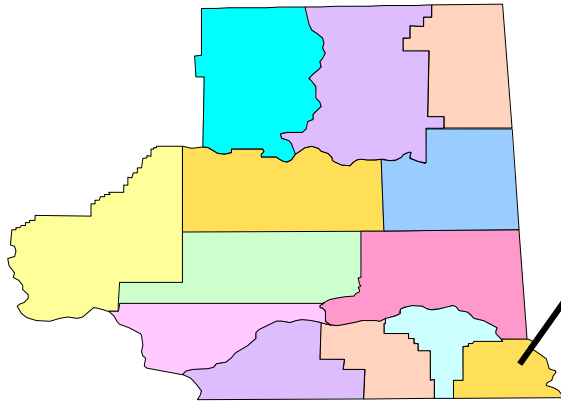


## Year 2017 Litter Program Activity

Litter Program	Hours	Pounds	Miles	Acres	# Dumps
EYC	3,093	33,195	243	9	0
CLCP	227	18,076	191	126	0
DOC	0	0	0	0	0
DNR	0	0	0	0	0
DFW	0	0	0	0	0
<b>Total</b>	<b>3,320</b>	<b>51,271</b>	<b>434</b>	<b>135</b>	<b>0</b>

## Detail on Total Pounds

Litter Program	Litter Pounds	Illegal Dump Pounds	Recycle Pounds	Total Pounds
EYC	32,046	0	1,149	33,195
CLCP	16,360	0	1,716	18,076
DOC	0	0	0	0
DNR	0	0	0	0
DFW	0	0	0	0
<b>Total</b>	<b>48,406</b>	<b>0</b>	<b>2,865</b>	<b>51,271</b>



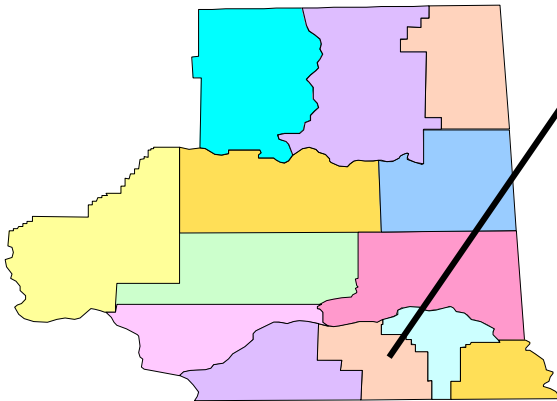
# Asotin County

## Year 2017 Litter Program Activity

Litter Program	Hours	Pounds	Miles	Acres	# Dumps
EYC	0	0	0	0	0
CLCP	0	0	0	0	0
DOC	0	0	0	0	0
DNR	0	0	0	0	0
DFW	112	893	0	142	0
<b>Total</b>	<b>112</b>	<b>893</b>	<b>0</b>	<b>142</b>	<b>0</b>

## Detail on Total Pounds

Litter Program	Litter Pounds	Illegal Dump Pounds	Recycle Pounds	Total Pounds
EYC	0	0	0	0
CLCP	0	0	0	0
DOC	0	0	0	0
DNR	0	0	0	0
DFW	893	0	0	893
<b>Total</b>	<b>893</b>	<b>0</b>	<b>0</b>	<b>893</b>



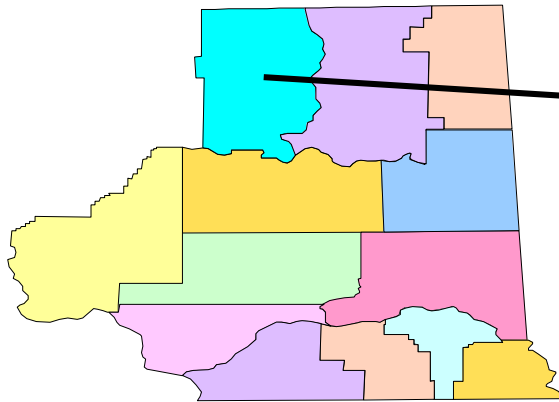
## Columbia County

### Year 2017 Litter Program Activity

Litter Program	Hours	Pounds	Miles	Acres	# Dumps
EYC	0	0	0	0	0
CLCP	354	99,027	400	3	7
DOC	0	0	0	0	0
DNR	0	0	0	0	0
DFW	151	1,123	0	90	0
<b>Total</b>	<b>505</b>	<b>100,150</b>	<b>400</b>	<b>93</b>	<b>7</b>

### Detail on Total Pounds

Litter Program	Litter Pounds	Illegal Dump Pounds	Recycle Pounds	Total Pounds
EYC	0	0	0	0
CLCP	13,147	82,880	3,000	99,027
DOC	0	0	0	0
DNR	0	0	0	0
DFW	1,123	0	0	1,123
<b>Total</b>	<b>14,270</b>	<b>82,880</b>	<b>3,000</b>	<b>100,150</b>



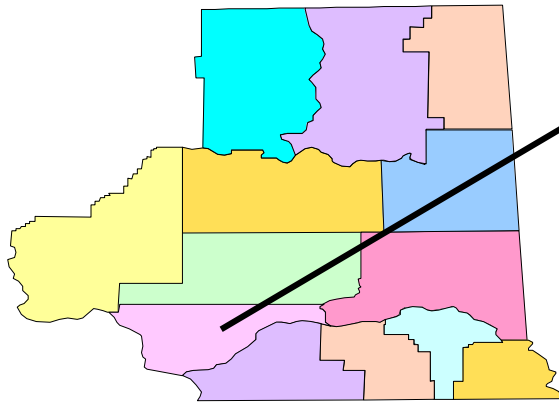
**Ferry County**

## Year 2017 Litter Program Activity

Litter Program	Hours	Pounds	Miles	Acres	# Dumps
EYC	1,794	16,695	220	0	0
CLCP	0	0	0	0	0
DOC	0	0	0	0	0
DNR	0	0	0	0	0
DFW	0	0	0	0	0
<b>Total</b>	<b>1,794</b>	<b>16,695</b>	<b>220</b>	<b>0</b>	<b>0</b>

## Detail on Total Pounds

Litter Program	Litter Pounds	Illegal Dump Pounds	Recycle Pounds	Total Pounds
EYC	15,146	0	1,549	16,695
CLCP	0	0	0	0
DOC	0	0	0	0
DNR	0	0	0	0
DFW	0	0	0	0
<b>Total</b>	<b>15,146</b>	<b>0</b>	<b>1,549</b>	<b>16,695</b>



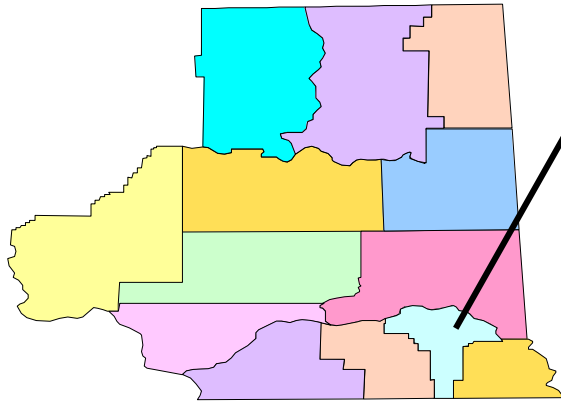
## Franklin County

### Year 2017 Litter Program Activity

Litter Program	Hours	Pounds	Miles	Acres	# Dumps
EYC	1,682	15,015	105	0	0
CLCP	3,037	49,172	144	13	119
DOC	928	17,295	85	0	0
DNR	0	0	0	0	0
DFW	0	0	0	0	0
<b>Total</b>	<b>5,647</b>	<b>81,482</b>	<b>334</b>	<b>13</b>	<b>119</b>

### Detail on Total Pounds

Litter Program	Litter Pounds	Illegal Dump Pounds	Recycle Pounds	Total Pounds
EYC	14,526	0	489	15,015
CLCP	43,183	5,122	867	49,172
DOC	17,295	0	0	17,295
DNR	0	0	0	0
DFW	0	0	0	0
<b>Total</b>	<b>75,004</b>	<b>5,122</b>	<b>1,356</b>	<b>81,482</b>



## Garfield County

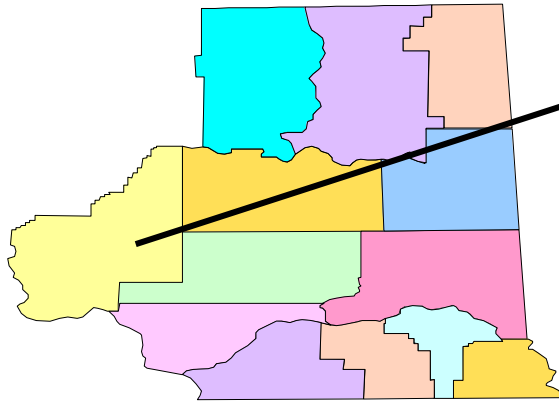
### Year 2017 Litter Program Activity

Litter Program	Hours	Pounds	Miles	Acres	# Dumps
EYC	0	0	0	0	0
CLCP	31	440	49	0	0
DOC	0	0	0	0	0
DNR	0	0	0	0	0
DFW	1	10	2	0	0
<b>Total</b>	<b>32</b>	<b>450</b>	<b>51</b>	<b>0</b>	<b>0</b>

### Detail on Total Pounds

Litter Program	Litter Pounds	Illegal Dump Pounds	Recycle Pounds	Total Pounds
EYC	0	0	0	0
CLCP	420	0	20	440
DOC	0	0	0	0
DNR	0	0	0	0
DFW	10	0	0	10
<b>Total</b>	<b>430</b>	<b>0</b>	<b>20</b>	<b>450</b>





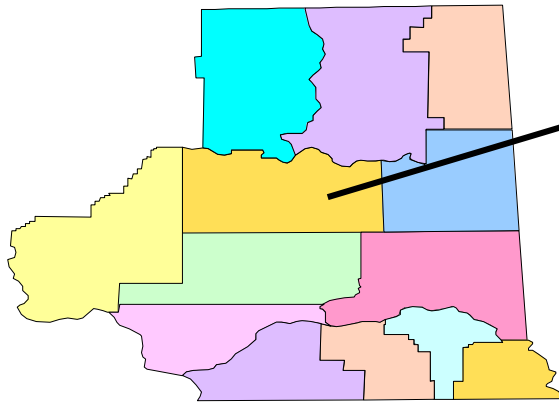
## Grant County

### Year 2017 Litter Program Activity

Litter Program	Hours	Pounds	Miles	Acres	# Dumps
EYC	3,676	47,172	489	27	0
CLCP	1,161	46,792	198	7	69
DOC	0	0	0	0	0
DNR	0	0	0	0	0
DFW	240	10,600	30	200	40
<b>Total</b>	<b>5,077</b>	<b>104,564</b>	<b>717</b>	<b>234</b>	<b>109</b>

### Detail on Total Pounds

Litter Program	Litter Pounds	Illegal Dump Pounds	Recycle Pounds	Total Pounds
EYC	45,612	0	1,560	47,172
CLCP	11,814	29,755	5,223	46,792
DOC	0	0	0	0
DNR	0	0	0	0
DFW	3,000	7,600	0	10,600
<b>Total</b>	<b>60,426</b>	<b>37,355</b>	<b>6,783</b>	<b>104,564</b>



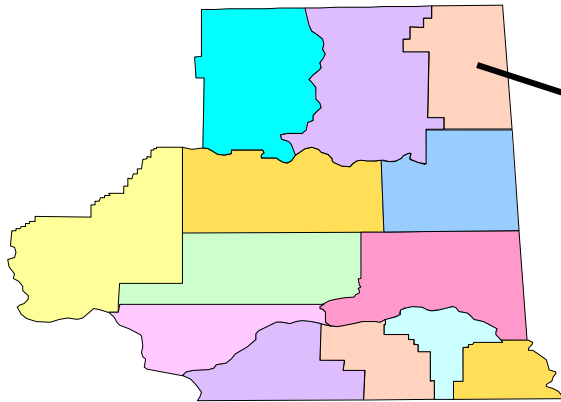
## Lincoln County

### Year 2017 Litter Program Activity

Litter Program	Hours	Pounds	Miles	Acres	# Dumps
EYC	619	5,375	49	0	0
CLCP	82	400	4	1	2
DOC	0	0	0	0	0
DNR	0	0	0	0	0
DFW	0	0	0	0	0
<b>Total</b>	<b>701</b>	<b>5,775</b>	<b>53</b>	<b>1</b>	<b>2</b>

### Detail on Total Pounds

Litter Program	Litter Pounds	Illegal Dump Pounds	Recycle Pounds	Total Pounds
EYC	5,062	0	313	5,375
CLCP	29	360	11	400
DOC	0	0	0	0
DNR	0	0	0	0
DFW	0	0	0	0
<b>Total</b>	<b>5,091</b>	<b>360</b>	<b>324</b>	<b>5,775</b>



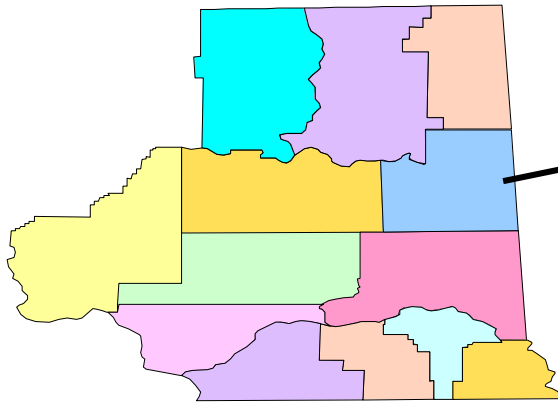
## Pend Oreille County

### Year 2017 Litter Program Activity

Litter Program	Hours	Pounds	Miles	Acres	# Dumps
EYC	499	3,750	48	0	0
CLCP	0	0	0	0	0
DOC	0	0	0	0	0
DNR	0	0	0	0	0
DFW	0	0	0	0	0
<b>Total</b>	<b>499</b>	<b>3,750</b>	<b>48</b>	<b>0</b>	<b>0</b>

### Detail on Total Pounds

Litter Program	Litter Pounds	Illegal Dump Pounds	Recycle Pounds	Total Pounds
EYC	3,526	0	224	3,750
CLCP	0	0	0	0
DOC	0	0	0	0
DNR	0	0	0	0
DFW	0	0	0	0
<b>Total</b>	<b>3,526</b>	<b>0</b>	<b>224</b>	<b>3,750</b>



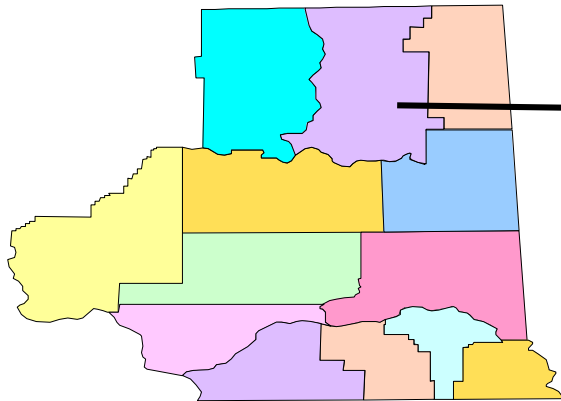
## Spokane County

### Year 2017 Litter Program Activity

Litter Program	Hours	Pounds	Miles	Acres	# Dumps
EYC	3,310	28,800	224	114	0
CLCP	2,576	141,330	1,007	1	2
DOC	2,873	51,300	128	0	0
DNR	2,652	50,680	0	3	30
DFW	0	0	0	0	0
<b>Total</b>	<b>11,411</b>	<b>272,110</b>	<b>1,359</b>	<b>118</b>	<b>32</b>

### Detail on Total Pounds

Litter Program	Litter Pounds	Illegal Dump Pounds	Recycle Pounds	Total Pounds
EYC	27,658	0	1,142	28,800
CLCP	132,600	6,140	2,590	141,330
DOC	51,300	0	0	51,300
DNR	0	50,680	0	50,680
DFW	0	0	0	0
<b>Total</b>	<b>211,558</b>	<b>56,820</b>	<b>3,732</b>	<b>272,110</b>



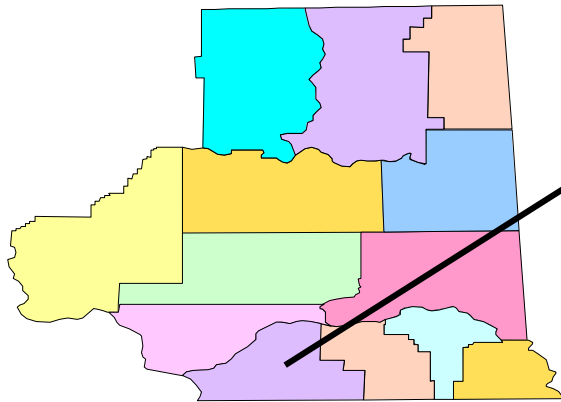
## Stevens County

### Year 2017 Litter Program Activity

Litter Program	Hours	Pounds	Miles	Acres	# Dumps
EYC	2,060	17,385	177	3	0
CLCP	2,576	38,086	402	24	9
DOC	0	0	0	0	0
DNR	705	12,360	0	2	17
DFW	0	0	0	0	0
<b>Total</b>	<b>5,341</b>	<b>67,831</b>	<b>579</b>	<b>29</b>	<b>26</b>

### Detail on Total Pounds

Litter Program	Litter Pounds	Illegal Dump Pounds	Recycle Pounds	Total Pounds
EYC	16,332	0	1,053	17,385
CLCP	19,660	18,260	166	38,086
DOC	0	0	0	0
DNR	0	12,360	0	12,360
DFW	0	0	0	0
<b>Total</b>	<b>35,992</b>	<b>30,620</b>	<b>1,219</b>	<b>67,831</b>



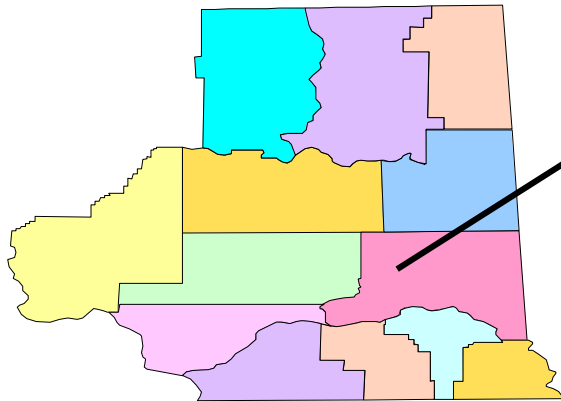
## Walla Walla County

### Year 2017 Litter Program Activity

Litter Program	Hours	Pounds	Miles	Acres	# Dumps
EYC	0	0	0	0	0
CLCP	1,693	17,151	997	1	1
DOC	0	0	0	0	0
DNR	0	0	0	0	0
DFW	3	130	0	5	0
<b>Total</b>	<b>1,696</b>	<b>17,281</b>	<b>997</b>	<b>6</b>	<b>1</b>

### Detail on Total Pounds

Litter Program	Litter Pounds	Illegal Dump Pounds	Recycle Pounds	Total Pounds
EYC	0	0	0	0
CLCP	15,151	560	1,440	17,151
DOC	0	0	0	0
DNR	0	0	0	0
DFW	130	0	0	130
<b>Total</b>	<b>15,281</b>	<b>560</b>	<b>1,440</b>	<b>17,281</b>



## Whitman County

### Year 2017 Litter Program Activity

Litter Program	Hours	Pounds	Miles	Acres	# Dumps
EYC	754	7,380	94	0	0
CLCP	39	5,635	16	2	4
DOC	0	0	0	0	0
DNR	0	0	0	0	0
DFW	0	0	0	0	0
<b>Total</b>	<b>793</b>	<b>13,015</b>	<b>110</b>	<b>2</b>	<b>4</b>

### Detail on Total Pounds

Litter Program	Litter Pounds	Illegal Dump Pounds	Recycle Pounds	Total Pounds
EYC	7,167	0	213	7,380
CLCP	2,955	2,560	120	5,635
DOC	0	0	0	0
DNR	0	0	0	0
DFW	0	0	0	0
<b>Total</b>	<b>10,122</b>	<b>2,560</b>	<b>333</b>	<b>13,015</b>