

# **LITTER ACTIVITY 2016**

## **in Northwest Washington**

**(Island, King, Kitsap, San Juan, Skagit, Snohomish,  
and Whatcom Counties)**

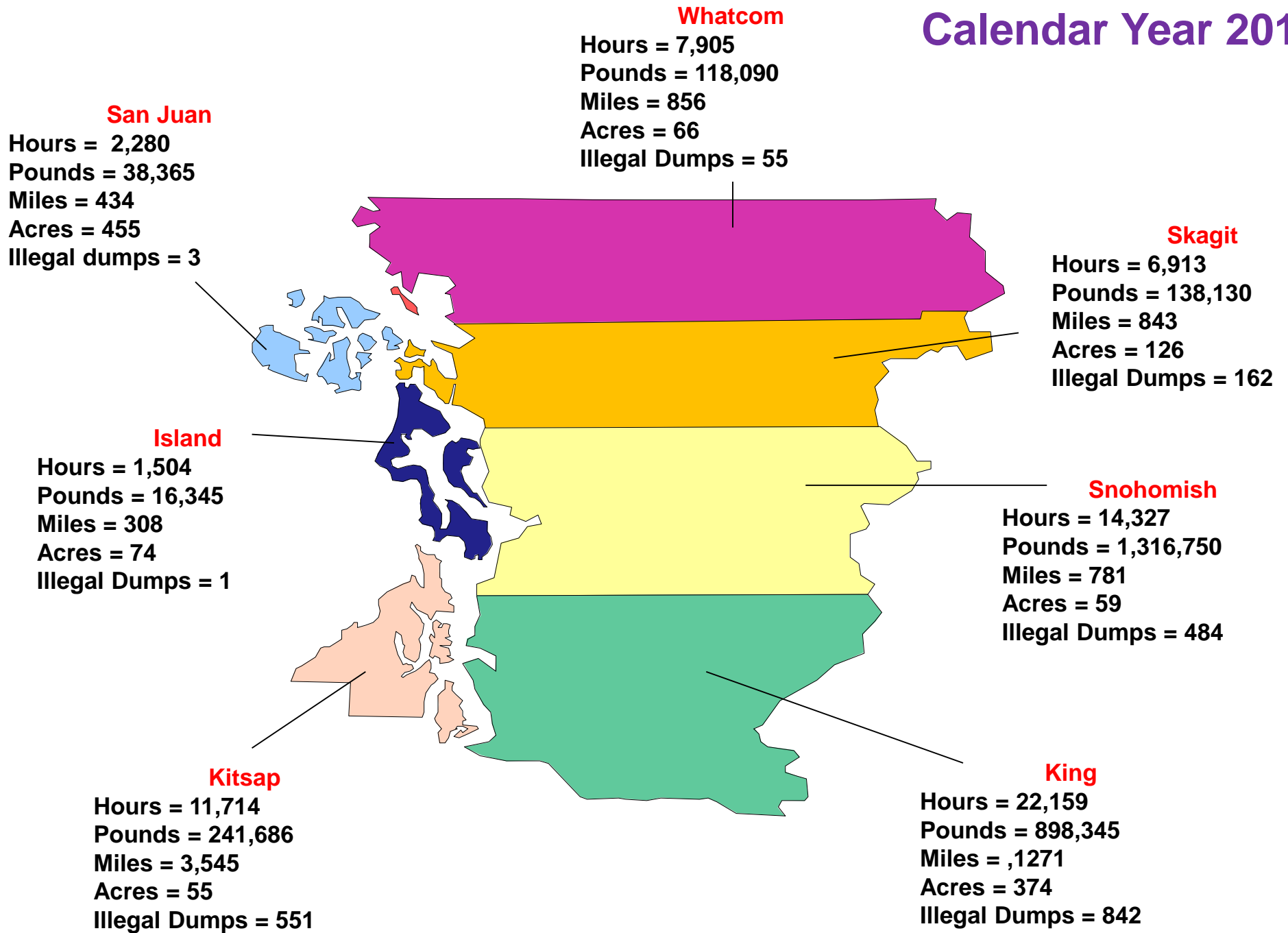
**The combined litter efforts of the Community Litter Cleanup Program, Ecology Youth Corps, Department of Natural Resources and the Department of Corrections:**

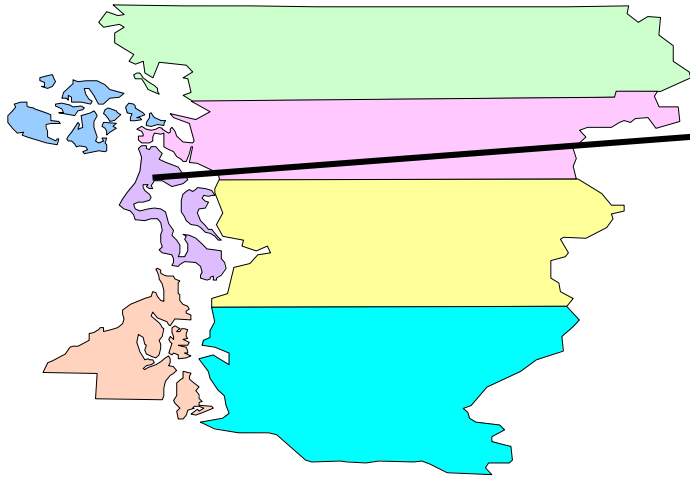
- 66,802 hours worked**
- 2,767,711 pounds of litter and illegally dumped materials**
- 8,038 miles cleaned**
- 1,209 acres cleaned**
- 2,098 illegal dump sites**

# Notes About the Information Contained in This Presentation

- **Population** data from OFM - 2016 Population Estimates
- **Centerline miles** and **miles driven** data from WSDOT - 2015 Highway Performance Monitoring System
- **Area** (in square miles) data from National Association of Counties
- Litter activity data reflects what was reported to Department of Ecology
- **Hours** represents crews supervisor and crew hours.
- **Pounds** represents both litter and illegally dumped materials picked up (if reported in bags or cubic yards, the figures were converted to pounds using a standard formula)
- **Miles** represents the number of shoulder miles cleaned
- **Acres** represents the number of acres cleaned
- **Illegal Dumps** represents the number of illegal dump sites cleaned up

# Calendar Year 2016





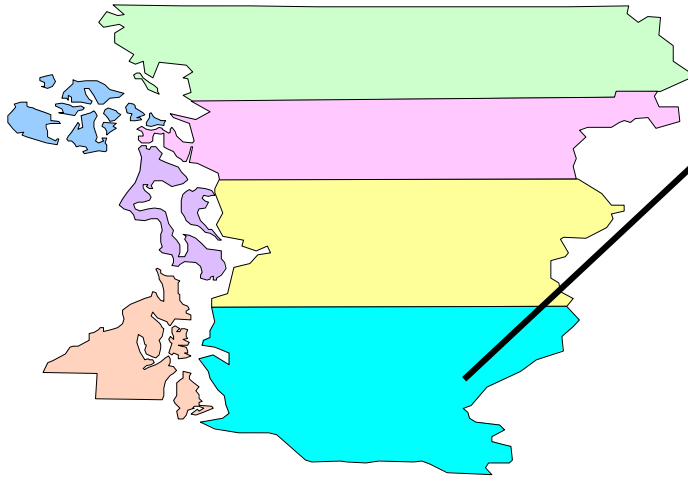
<b>Island County</b>		<b>% of State Total</b>	<b>Rank in State</b>
<b>Population</b>	80,600	1.14	15
<b>Centerline Miles</b>	1,391	1.66	27
<b>Miles Driven (in thousands)</b>	438,097	0.77	24
<b>Area (square miles)</b>	208	0.31	38

## Year 2016 Litter Program Activity

<b>Litter Program</b>	<b>Hours</b>	<b>Pounds</b>	<b>Miles</b>	<b>Acres</b>	<b># Dumps</b>
<b>EYC</b>	410	5,550	33	74	1
<b>CLCP</b>	1,094	10,795	275	0	0
<b>DOC</b>	0	0	0	0	0
<b>DNR</b>	0	0	0	0	0
<b>Total</b>	<b>1,504</b>	<b>16,345</b>	<b>308</b>	<b>74</b>	<b>1</b>

## Detail on Total Pounds

<b>Litter Program</b>	<b>Litter Pounds</b>	<b>Illegal Dump Pounds</b>	<b>Recycle Pounds</b>	<b>Total Pounds</b>
<b>EYC</b>	4,458	690	402	5,550
<b>CLCP</b>	9,390	0	1,405	10,795
<b>DOC</b>	0	0	0	0
<b>DNR</b>	0	0	0	0
<b>Total</b>	<b>13,848</b>	<b>690</b>	<b>1,807</b>	<b>16,345</b>



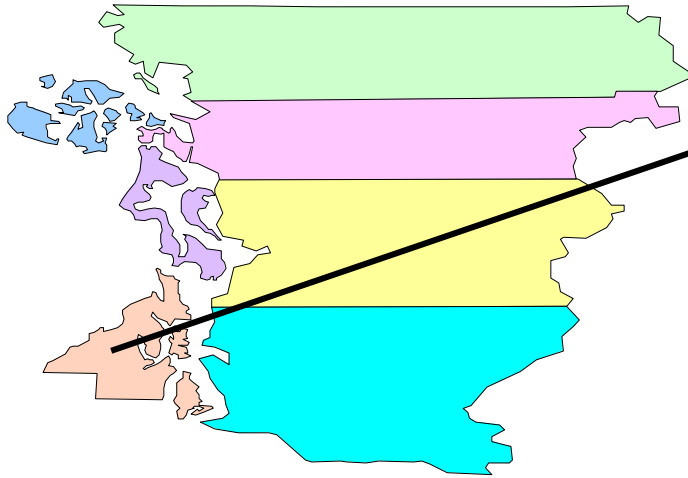
King County		% of State Total	Rank in State
Population	2,017,250	28.95	1
Centerline Miles	7,921	9.46	1
Miles Driven (in thousands)	16,565,560	29.08	1
Area (square miles)	2,126	3.19	11

## Year 2016 Litter Program Activity

Litter Program	Hours	Pounds	Miles	Acres	# Dumps
EYC	11,179	211,335	702	78	86
CLCP	8,438	622,005	475	264	741
DOC	2,542	65,005	94	32	15
DNR	0	0	0	0	0
<b>Total</b>	<b>22,159</b>	<b>898,345</b>	<b>1,271</b>	<b>374</b>	<b>842</b>

## Detail on Total Pounds

Litter Program	Litter Pounds	Illegal Dump Pounds	Recycle Pounds	Total Pounds
EYC	168,384	16,740	26,211	211,335
CLCP	148,320	451,955	21,730	622,005
DOC	54,325	10,680	0	65,005
DNR	0	0	0	0
<b>Total</b>	<b>371,029</b>	<b>479,375</b>	<b>47,941</b>	<b>898,345</b>



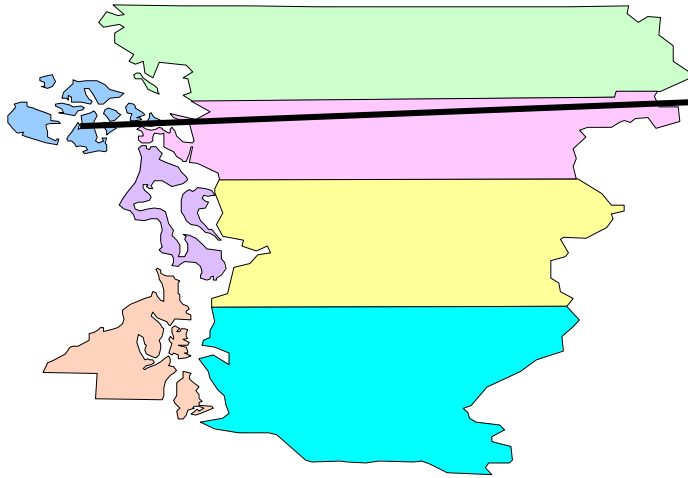
<b>Kitsap County</b>		<b>% of State Total</b>	<b>Rank in State</b>
<b>Population</b>	258,200	3.66	6
<b>Centerline Miles</b>	1,922	2.29	16
<b>Miles Driven (in thousands)</b>	1,707,219	3.00	8
<b>Area (square miles)</b>	396	0.60	36

## Year 2016 Litter Program Activity

<b>Litter Program</b>	<b>Hours</b>	<b>Pounds</b>	<b>Miles</b>	<b>Acres</b>	<b># Dumps</b>
<b>EYC</b>	952	14,775	73	0	0
<b>CLCP</b>	10,762	226,911	3,472	55	551
<b>DOC</b>	0	0	0	0	0
<b>DNR</b>	0	0	0	0	0
<b>Total</b>	<b>11,714</b>	<b>241,686</b>	<b>3,545</b>	<b>55</b>	<b>551</b>

## Detail on Total Pounds

<b>Litter Program</b>	<b>Litter Pounds</b>	<b>Illegal Dump Pounds</b>	<b>Recycle Pounds</b>	<b>Total Pounds</b>
<b>EYC</b>	12,840	0	1,935	14,775
<b>CLCP</b>	98,710	128,201	0	226,911
<b>DOC</b>	0	0	0	0
<b>DNR</b>	0	0	0	0
<b>Total</b>	<b>111,550</b>	<b>128,201</b>	<b>1,935</b>	<b>241,686</b>



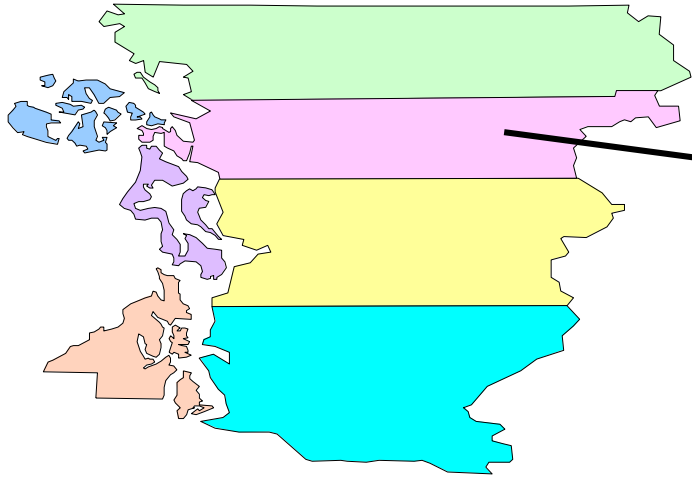
<b>San Juan County</b>		<b>% of State Total</b>	<b>Rank in State</b>
<b>Population</b>	16,180	0.23	32
<b>Centerline Miles</b>	356	0.42	38
<b>Miles Driven (in thousands)</b>	52,620	0.09	38
<b>Area (square miles)</b>	175	0.26	39

## Year 2016 Litter Program Activity

<b>Litter Program</b>	<b>Hours</b>	<b>Pounds</b>	<b>Miles</b>	<b>Acres</b>	<b># Dumps</b>
<b>EYC</b>	405	3,360	64	114	0
<b>CLCP</b>	1875	35,005	370	341	3
<b>DOC</b>	0	0	0	0	0
<b>DNR</b>	0	0	0	0	0
<b>Total</b>	<b>2,280</b>	<b>38,365</b>	<b>434</b>	<b>455</b>	<b>3</b>

## Detail on Total Pounds

<b>Litter Program</b>	<b>Litter Pounds</b>	<b>Illegal Dump Pounds</b>	<b>Recycle Pounds</b>	<b>Total Pounds</b>
<b>EYC</b>	3,045	0	315	3,360
<b>CLCP</b>	34,255	500	250	35,005
<b>DOC</b>	0	0	0	0
<b>DNR</b>	0	0	0	0
<b>Total</b>	<b>37,300</b>	<b>500</b>	<b>565</b>	<b>38,365</b>



Skagit County		% of State Total	Rank in State
Population	120,620	1.71	11
Centerline Miles	1,595	1.90	24
Miles Driven (in thousands)	1,361,064	2.39	11
Area (square miles)	1,735	2.61	21

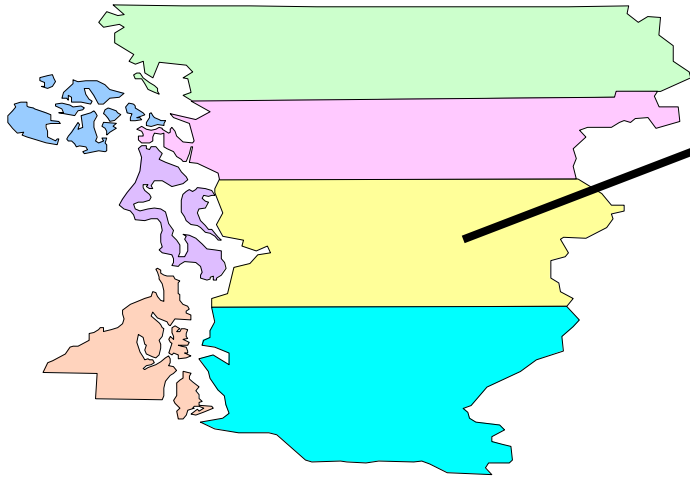
## Year 2016 Litter Program Activity

Litter Program	Hours	Pounds	Miles	Acres	# Dumps
EYC	3,386	46,290	301	43	20
CLCP	3,527	91,840	542	83	142
DOC	0	0	0	0	0
DNR	0	0	0	0	0
<b>Total</b>	<b>6,913</b>	<b>138,130</b>	<b>843</b>	<b>126</b>	<b>162</b>

## Detail on Total Pounds

Litter Program	Litter Pounds	Illegal Dump Pounds	Recycle Pounds	Total Pounds
EYC	37,099	6,555	2,636	46,290
CLCP	34,600	57,240	0	91,840
DOC	0	0	0	0
DNR	0	0	0	0
<b>Total</b>	<b>71,699</b>	<b>63,795</b>	<b>2,636</b>	<b>138,130</b>





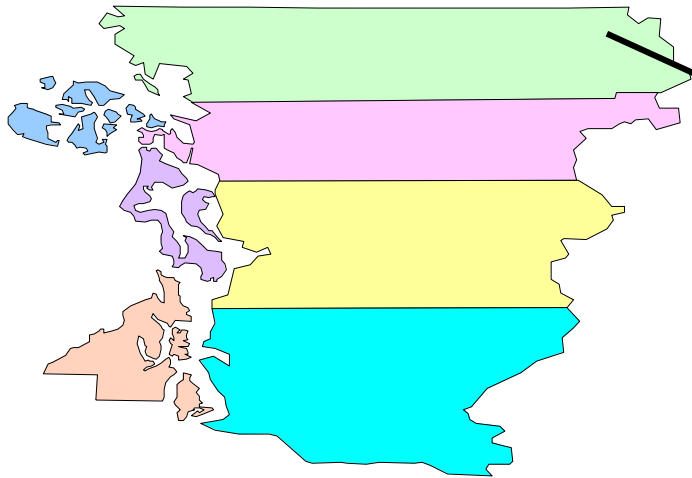
Snohomish County		% of State Total	Rank in State
Population	757,600	10.73	3
Centerline Miles	4,444	5.31	5
Miles Driven (in thousands)	5,601,854	9.83	3
Area (square miles)	2,089	3.14	13

## Year 2016 Litter Program Activity

Litter Program	Hours	Pounds	Miles	Acres	# Dumps
EYC	2,594	41,460	251	11	11
CLCP	3,208	1,102,640	0	48	473
DOC	8,525	172,650	530	0	0
DNR	0	0	0	0	0
<b>Total</b>	<b>14,327</b>	<b>1,316,750</b>	<b>781</b>	<b>59</b>	<b>484</b>

## Detail on Total Pounds

Litter Program	Litter Pounds	Illegal Dump Pounds	Recycle Pounds	Total Pounds
EYC	36,534	2,850	2,076	41,460
CLCP	0	497,320	605,320	1,102,640
DOC	172,650	0	0	172,650
DNR	0	0	0	0
<b>Total</b>	<b>209,184</b>	<b>500,170</b>	<b>607,396</b>	<b>1,316,750</b>



<b>Whatcom County</b>		<b>% of State Total</b>	<b>Rank in State</b>
<b>Population</b>	209,790	2.97	9
<b>Centerline Miles</b>	1,881	2.25	17
<b>Miles Driven (in thousands)</b>	1,558,221	2.74	9
<b>Area (square miles)</b>	2,120	3.19	12

## Year 2016 Litter Program Activity

Litter Program	Hours	Pounds	Miles	Acres	# Dumps
EYC	5,371	85,230	564	58	45
CLCP	2,534	32,860	292	8	10
DOC	0	0	0	0	0
DNR	0	0	0	0	0
<b>Total</b>	<b>7,905</b>	<b>118,090</b>	<b>856</b>	<b>66</b>	<b>55</b>

## Detail on Total Pounds

Litter Program	Litter Pounds	Illegal Dump Pounds	Recycle Pounds	Total Pounds
EYC	69,045	12,780	3,405	85,230
CLCP	28,050	3,980	830	32,860
DOC	0	0	0	0
DNR	0	0	0	0
<b>Total</b>	<b>97,095</b>	<b>16,760</b>	<b>4,235</b>	<b>118,090</b>