

# **LITTER ACTIVITY 2018**

## **in Eastern Washington**

**(Adams, Asotin, Columbia, Ferry, Franklin, Grant,  
Garfield, Lincoln, Pend Oreille, Spokane,  
Stevens, Walla Walla, and Whitman Counties)**

**The combined litter efforts of the Community Litter Cleanup Program, Ecology Youth Corps, Department of Natural Resources , Department of Fish & Wildlife and Department of Corrections:**

- **34,209 hours worked**
- **663,904 pounds of material collected**
- **5,609 miles cleaned**
- **798 acres cleaned**
- **392 illegal dump sites**

# Calendar Year 2018

## Ferry

Hours = 400  
Pounds = 4,845  
Miles = 31  
Acres = 0  
Illegal Dumps = 0

## Stevens

Hours = 4,010  
Pounds = 40,183  
Miles = 178  
Acres = 4  
Illegal Dumps = 28

## Pend Oreille

Hours = 379  
Pounds = 3,325  
Miles = 25  
Acres = 1  
Illegal Dumps = 1

## Lincoln

Hours = 1,693  
Pounds = 25,646  
Miles = 267  
Acres = 26  
Illegal Dumps = 22

## Grant

Hours = 4,155  
Pounds = 109,982  
Miles = 473  
Acres = 231  
Illegal Dumps = 117

## Spokane

Hours = 11,632  
Pounds = 279,535  
Miles = 1,537  
Acres = 54  
Illegal Dumps = 36

## Whitman

Hours = 1,566  
Pounds = 30,561  
Miles = 321  
Acres = 2  
Illegal Dumps = 4

## Adams

Hours = 1,738  
Pounds = 58,243  
Miles = 400  
Acres = 269  
Illegal Dumps = 0

## Garfield

Hours = 669  
Pounds = 6,080  
Miles = 1,068  
Acres = 0  
Illegal Dumps = 0

## Franklin

Hours = 4,587  
Pounds = 58,681  
Miles = 290  
Acres = 37  
Illegal Dumps = 98

## Walla Walla

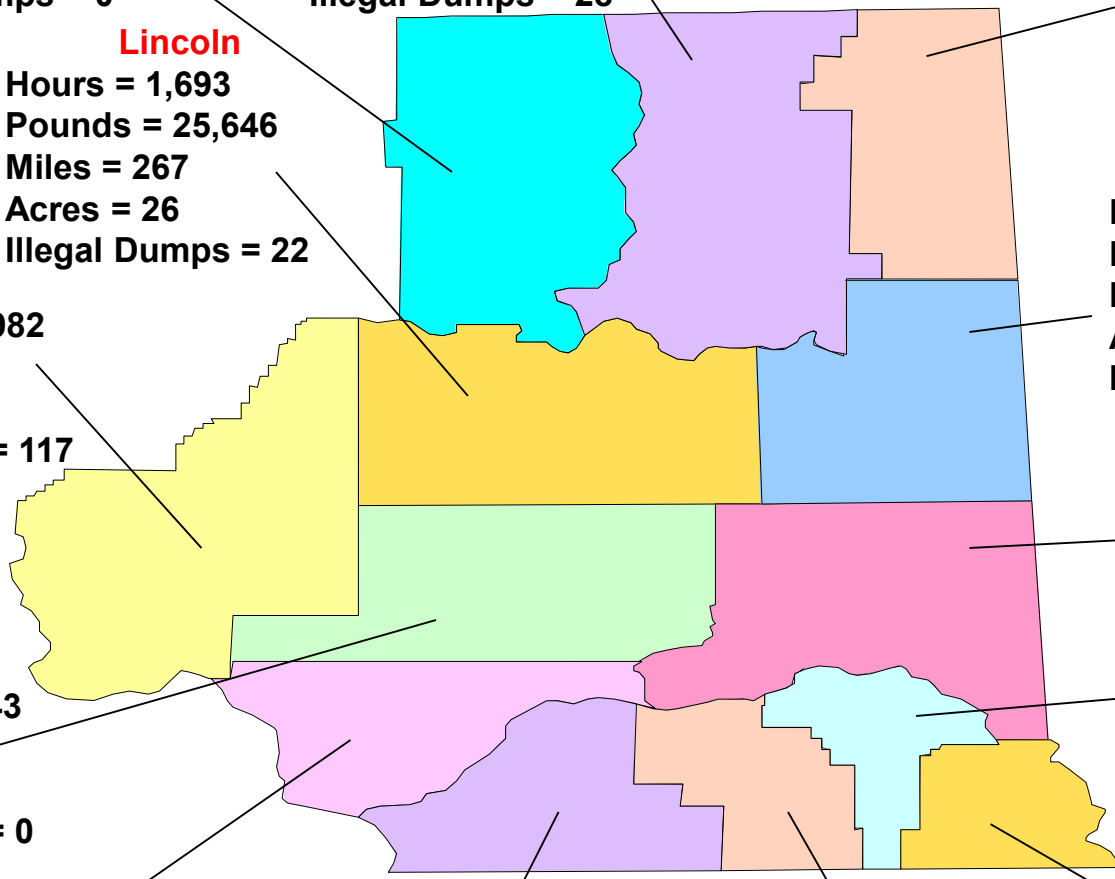
Hours = 2,216  
Pounds = 24,535  
Miles = 959  
Acres = 29  
Illegal Dumps = 14

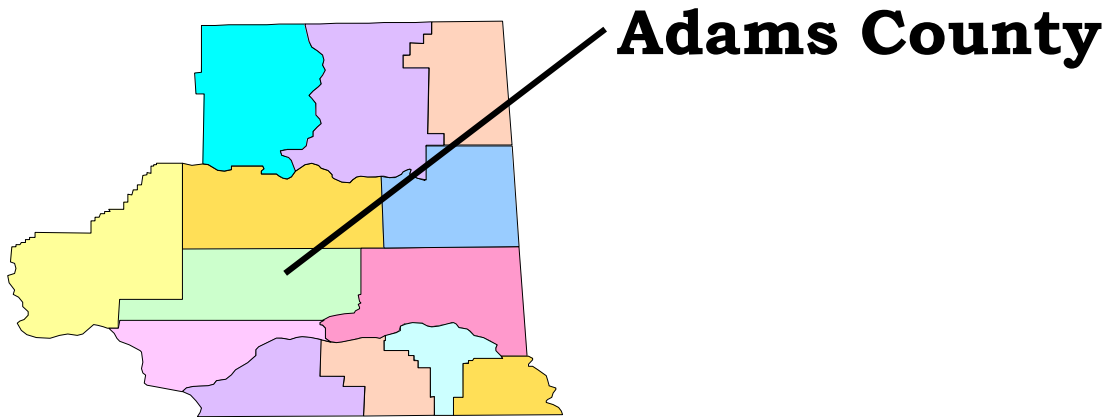
## Columbia

Hours = 151  
Pounds = 1,123  
Miles = 0  
Acres = 90  
Illegal Dumps = 0

## Asotin

Hours = 420  
Pounds = 21,165  
Miles = 60  
Acres = 55  
Illegal Dumps = 72



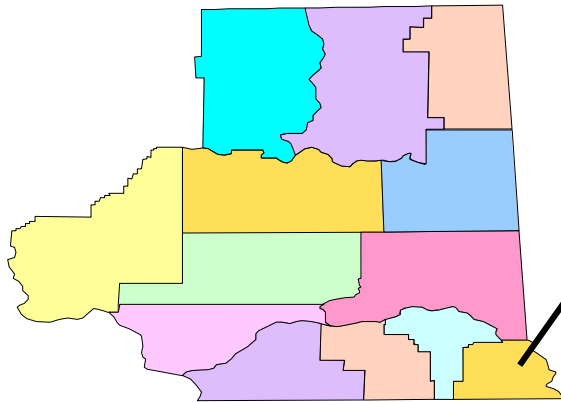


## Year 2018 Litter Program Activity

Litter Program	Hours	Pounds	Miles	Acres	# Dumps
EYC	1,738	17,793	146	0	0
CLCP	593	40,450	254	269	0
DOC	0	0	0	0	0
DNR	0	0	0	0	0
DFW	0	0	0	0	0
<b>Total</b>	<b>2,331</b>	<b>58,243</b>	<b>400</b>	<b>269</b>	<b>0</b>

## Detail on Total Pounds

Litter Program	Litter Pounds	Illegal Dump Pounds	Recycle Pounds	Total Pounds
EYC	17,222	0	571	17,793
CLCP	35,078	0	5,372	40,450
DOC	0	0	0	0
DNR	0	0	0	0
DFW	0	0	0	0
<b>Total</b>	<b>52,300</b>	<b>0</b>	<b>5,943</b>	<b>58,243</b>



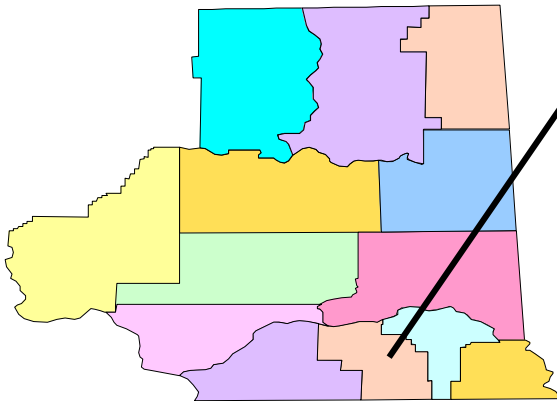
## Asotin County

### Year 2018 Litter Program Activity

Litter Program	Hours	Pounds	Miles	Acres	# Dumps
EYC	39	195	1	0	0
CLCP	375	10,890	59	53	70
DOC	0	0	0	0	0
DNR	0	0	0	0	0
DFW	6	10,080	0	2	2
<b>Total</b>	<b>420</b>	<b>21,165</b>	<b>60</b>	<b>55</b>	<b>72</b>

### Detail on Total Pounds

Litter Program	Litter Pounds	Illegal Dump Pounds	Recycle Pounds	Total Pounds
EYC	195	0	0	195
CLCP	5,180	5,710	0	10,890
DOC	0	0	0	0
DNR	0	0	0	0
DFW	0	8,600	1,480	10,080
<b>Total</b>	<b>5,375</b>	<b>14,310</b>	<b>1,480</b>	<b>21,165</b>



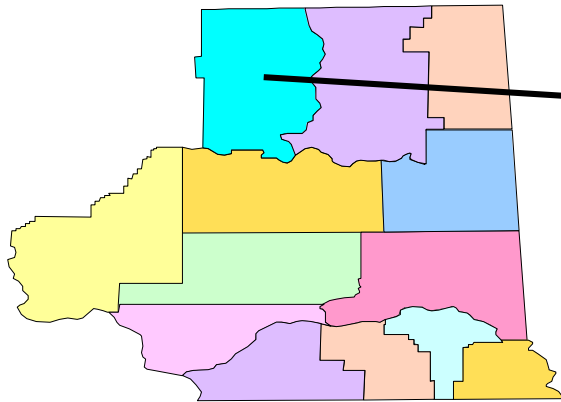
# Columbia County

## Year 2018 Litter Program Activity

Litter Program	Hours	Pounds	Miles	Acres	# Dumps
EYC	0	0	0	0	0
CLCP	0	0	0	0	0
DOC	0	0	0	0	0
DNR	0	0	0	0	0
DFW	151	1,123	0	90	0
<b>Total</b>	<b>151</b>	<b>1,123</b>	<b>0</b>	<b>90</b>	<b>0</b>

## Detail on Total Pounds

Litter Program	Litter Pounds	Illegal Dump Pounds	Recycle Pounds	Total Pounds
EYC	0	0	0	0
CLCP	0	0	0	0
DOC	0	0	0	0
DNR	0	0	0	0
DFW	1,123	0	0	1,123
<b>Total</b>	<b>1,123</b>	<b>0</b>	<b>0</b>	<b>1,123</b>



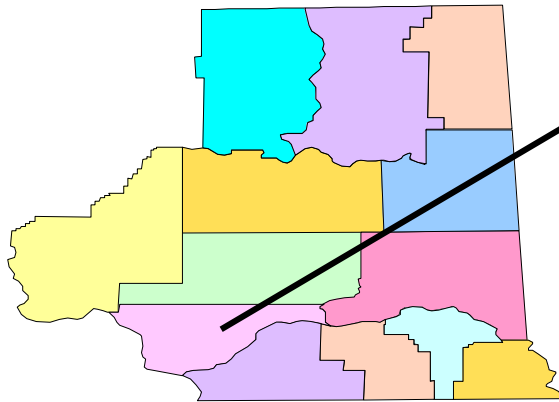
**Ferry County**

## Year 2018 Litter Program Activity

Litter Program	Hours	Pounds	Miles	Acres	# Dumps
EYC	400	4,845	31	0	0
CLCP	0	0	0	0	0
DOC	0	0	0	0	0
DNR	0	0	0	0	0
DFW	0	0	0	0	0
<b>Total</b>	<b>400</b>	<b>4,845</b>	<b>31</b>	<b>0</b>	<b>0</b>

## Detail on Total Pounds

Litter Program	Litter Pounds	Illegal Dump Pounds	Recycle Pounds	Total Pounds
EYC	4,142	0	703	4,845
CLCP	0	0	0	0
DOC	0	0	0	0
DNR	0	0	0	0
DFW	0	0	0	0
<b>Total</b>	<b>4,142</b>	<b>0</b>	<b>703</b>	<b>4,845</b>



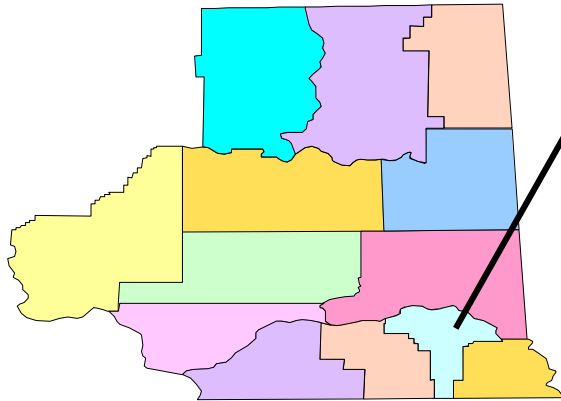
## Franklin County

### Year 2018 Litter Program Activity

Litter Program	Hours	Pounds	Miles	Acres	# Dumps
EYC	2,174	17,303	112	27	0
CLCP	2,413	41,378	178	10	98
DOC	0	0	0	0	0
DNR	0	0	0	0	0
DFW	0	0	0	0	0
<b>Total</b>	<b>4,587</b>	<b>58,681</b>	<b>290</b>	<b>37</b>	<b>98</b>

### Detail on Total Pounds

Litter Program	Litter Pounds	Illegal Dump Pounds	Recycle Pounds	Total Pounds
EYC	16,804	0	499	17,303
CLCP	35,857	5,336	185	41,378
DOC	0	0	0	0
DNR	0	0	0	0
DFW	0	0	0	0
<b>Total</b>	<b>52,661</b>	<b>5,336</b>	<b>684</b>	<b>58,681</b>



## Garfield County

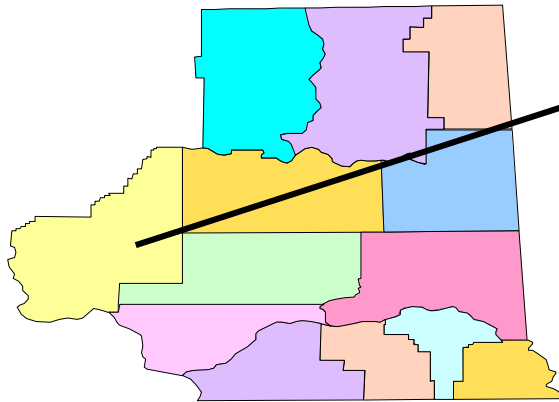
### Year 2018 Litter Program Activity

Litter Program	Hours	Pounds	Miles	Acres	# Dumps
EYC	0	0	0	0	0
CLCP	669	6,080	1,068	0	0
DOC	0	0	0	0	0
DNR	0	0	0	0	0
DFW	0	0	0	0	0
<b>Total</b>	<b>669</b>	<b>6,080</b>	<b>1,068</b>	<b>0</b>	<b>0</b>

### Detail on Total Pounds

Litter Program	Litter Pounds	Illegal Dump Pounds	Recycle Pounds	Total Pounds
EYC	0	0	0	0
CLCP	4,448	0	1,632	6,080
DOC	0	0	0	0
DNR	0	0	0	0
DFW	0	0	0	0
<b>Total</b>	<b>4,448</b>	<b>0</b>	<b>1,632</b>	<b>6,080</b>





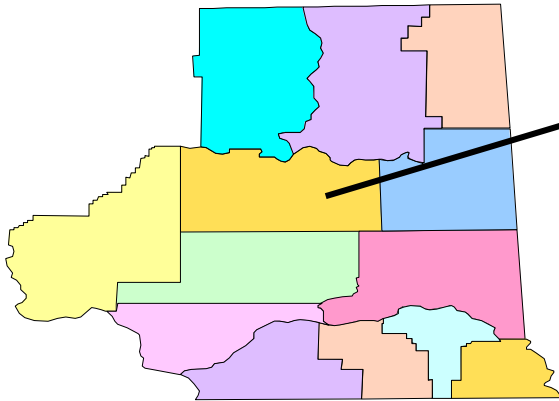
## Grant County

### Year 2018 Litter Program Activity

Litter Program	Hours	Pounds	Miles	Acres	# Dumps
EYC	2,851	36,314	212	23	0
CLCP	1,064	63,068	231	8	77
DOC	0	0	0	0	0
DNR	0	0	0	0	0
DFW	240	10,600	30	200	40
<b>Total</b>	<b>4,155</b>	<b>109,982</b>	<b>473</b>	<b>231</b>	<b>117</b>

### Detail on Total Pounds

Litter Program	Litter Pounds	Illegal Dump Pounds	Recycle Pounds	Total Pounds
EYC	34,635	0	1,679	36,314
CLCP	15,418	41,452	6,198	63,068
DOC	0	0	0	0
DNR	0	0	0	0
DFW	3,000	7,600	0	10,600
<b>Total</b>	<b>53,053</b>	<b>49,052</b>	<b>7,877</b>	<b>109,982</b>



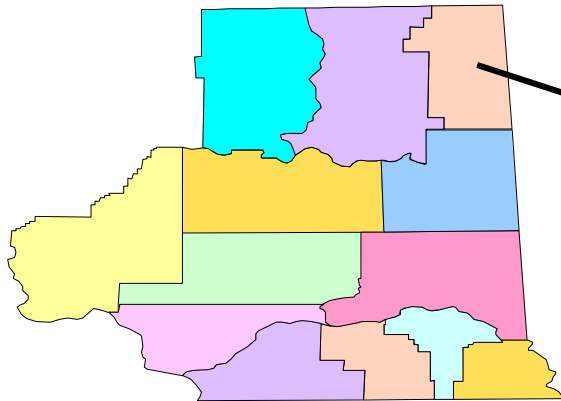
## Lincoln County

### Year 2018 Litter Program Activity

Litter Program	Hours	Pounds	Miles	Acres	# Dumps
EYC	1,518	12,773	212	23	0
CLCP	175	12,873	55	3	22
DOC	0	0	0	0	0
DNR	0	0	0	0	0
DFW	0	0	0	0	0
<b>Total</b>	<b>1,693</b>	<b>25,646</b>	<b>267</b>	<b>26</b>	<b>22</b>

### Detail on Total Pounds

Litter Program	Litter Pounds	Illegal Dump Pounds	Recycle Pounds	Total Pounds
EYC	12,378	0	395	12,773
CLCP	2,790	6,353	3,730	12,873
DOC	0	0	0	0
DNR	0	0	0	0
DFW	0	0	0	0
<b>Total</b>	<b>15,168</b>	<b>6,353</b>	<b>4,125</b>	<b>25,646</b>



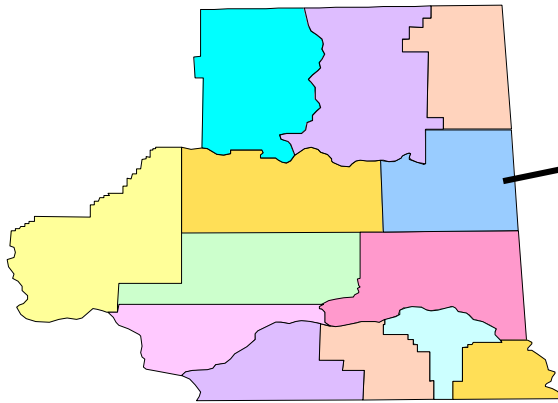
## Pend Oreille County

### Year 2018 Litter Program Activity

Litter Program	Hours	Pounds	Miles	Acres	# Dumps
EYC	279	2,805	25	0	0
CLCP	0	0	0	0	0
DOC	0	0	0	0	0
DNR	100	520	0	1	1
DFW	0	0	0	0	0
<b>Total</b>	<b>379</b>	<b>3,325</b>	<b>25</b>	<b>1</b>	<b>1</b>

### Detail on Total Pounds

Litter Program	Litter Pounds	Illegal Dump Pounds	Recycle Pounds	Total Pounds
EYC	2,739	0	66	2,805
CLCP	0	0	0	0
DOC	0	0	0	0
DNR	0	520	0	520
DFW	0	0	0	0
<b>Total</b>	<b>2,739</b>	<b>520</b>	<b>66</b>	<b>3,325</b>



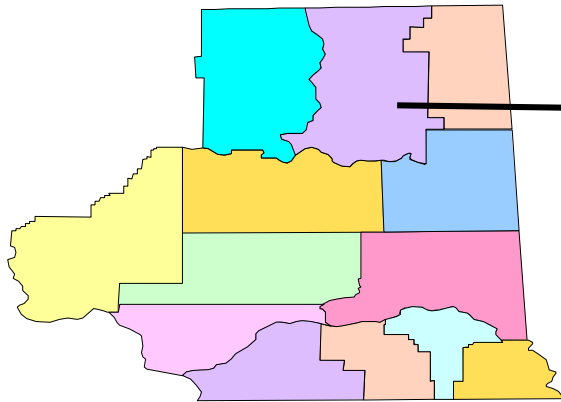
## Spokane County

### Year 2018 Litter Program Activity

Litter Program	Hours	Pounds	Miles	Acres	# Dumps
EYC	3,998	36,585	317	27	0
CLCP	6,582	219,850	1,220	25	25
DOC	0	0	0	0	0
DNR	1,052	23,100	0	2	11
DFW	0	0	0	0	0
<b>Total</b>	<b>11,632</b>	<b>279,535</b>	<b>1,537</b>	<b>54</b>	<b>36</b>

### Detail on Total Pounds

Litter Program	Litter Pounds	Illegal Dump Pounds	Recycle Pounds	Total Pounds
EYC	35,740	0	845	36,585
CLCP	178,929	37,775	3,146	219,850
DOC	0	0	0	0
DNR	0	23,100	0	23,100
DFW	0	0	0	0
<b>Total</b>	<b>214,669</b>	<b>60,875</b>	<b>3,991</b>	<b>279,535</b>



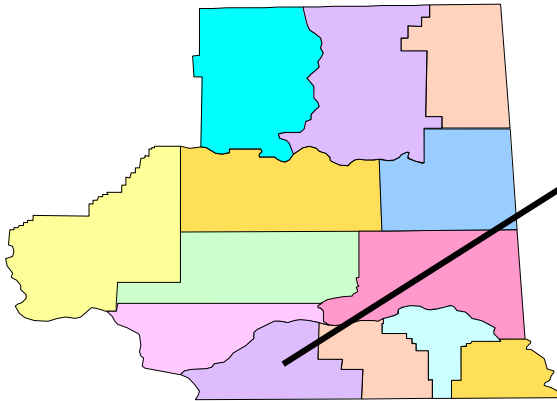
## Stevens County

### Year 2018 Litter Program Activity

Litter Program	Hours	Pounds	Miles	Acres	# Dumps
EYC	2,268	18,023	170	0	0
CLCP	48	1,340	8	2	9
DOC	0	0	0	0	0
DNR	1,694	20,820	0	2	19
DFW	0	0	0	0	0
<b>Total</b>	<b>4,010</b>	<b>40,183</b>	<b>178</b>	<b>4</b>	<b>28</b>

### Detail on Total Pounds

Litter Program	Litter Pounds	Illegal Dump Pounds	Recycle Pounds	Total Pounds
EYC	16,894	0	1,129	18,023
CLCP	480	860	0	1,340
DOC	0	0	0	0
DNR	0	20,820	0	20,820
DFW	0	0	0	0
<b>Total</b>	<b>17,374</b>	<b>21,680</b>	<b>1,129</b>	<b>40,183</b>



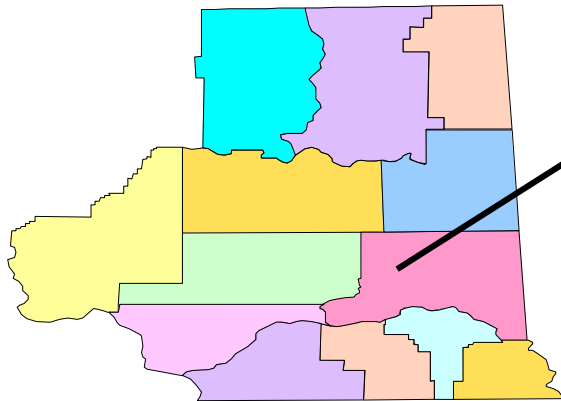
## Walla Walla County

### Year 2018 Litter Program Activity

Litter Program	Hours	Pounds	Miles	Acres	# Dumps
EYC	48	315	3	0	0
CLCP	2,168	24,220	956	29	14
DOC	0	0	0	0	0
DNR	0	0	0	0	0
DFW	0	0	0	0	0
<b>Total</b>	<b>2,216</b>	<b>24,535</b>	<b>959</b>	<b>29</b>	<b>14</b>

### Detail on Total Pounds

Litter Program	Litter Pounds	Illegal Dump Pounds	Recycle Pounds	Total Pounds
EYC	315	0	0	315
CLCP	20,980	3,240	0	24,220
DOC	0	0	0	0
DNR	0	0	0	0
DFW	0	0	0	0
<b>Total</b>	<b>21,295</b>	<b>3,240</b>	<b>0</b>	<b>24,535</b>



## Whitman County

### Year 2018 Litter Program Activity

Litter Program	Hours	Pounds	Miles	Acres	# Dumps
EYC	437	2,205	33	0	0
CLCP	1,129	28,356	288	2	4
DOC	0	0	0	0	0
DNR	0	0	0	0	0
DFW	0	0	0	0	0
<b>Total</b>	<b>1,566</b>	<b>30,561</b>	<b>321</b>	<b>2</b>	<b>4</b>

### Detail on Total Pounds

Litter Program	Litter Pounds	Illegal Dump Pounds	Recycle Pounds	Total Pounds
EYC	2,094	0	111	2,205
CLCP	17,740	9,740	876	28,356
DOC	0	0	0	0
DNR	0	0	0	0
DFW	0	0	0	0
<b>Total</b>	<b>19,834</b>	<b>9,740</b>	<b>987</b>	<b>30,561</b>