

# **LITTER ACTIVITY 2016**

## **in Eastern Washington**

**(Adams, Asotin, Columbia, Ferry, Franklin, Grant,  
Garfield, Lincoln, Pend Oreille, Spokane,  
Stevens, Walla Walla, and Whitman Counties)**

**The combined litter efforts of the Community Litter Cleanup Program, Ecology Youth Corps, Department of Natural Resources and Department of Corrections:**

- 41,446 hours worked**
- 604,758 pounds of material collected**
- 4,313 miles cleaned**
- 203 acres cleaned**
- 198 illegal dump sites**

# Notes About the Information Contained in This Presentation

- **Population** data from OFM - 2016 Population Estimates
- **Centerline miles** and **miles driven** data from WSDOT - 2015 Highway Performance Monitoring System
- **Area** (in square miles) data from National Association of Counties
- Litter activity data reflects what was reported to Department of Ecology
- **Hours** represents crews supervisor and crew hours
- **Pounds** represents both litter and illegally dumped materials picked up (if reported in bags or cubic yards, the figures were converted to pounds using a standard formula)
- **Miles** represents the number of shoulder miles cleaned
- **Acres** represents the number of acres cleaned
- **Illegal Dumps** represents the number of illegal dump sites cleaned up

# Calendar Year 2016

## Ferry

Hours = 1,636  
Pounds = 13,365  
Miles = 191  
Acres = 0  
Illegal Dumps = 0

## Stevens

Hours = 4,560  
Pounds = 44,939  
Miles = 799  
Acres = 10  
Illegal Dumps = 9

## Pend Oreille

Hours = 105  
Pounds = 705  
Miles = 8  
Acres = 0  
Illegal Dumps = 0

## Lincoln

Hours = 1,609  
Pounds = 17,915  
Miles = 92  
Acres = 27  
Illegal Dumps = 0

## Grant

Hours = 4,817  
Pounds = 99,463  
Miles = 532  
Acres = 22  
Illegal Dumps = 97

## Spokane

Hours = 17,835  
Pounds = 247,394  
Miles = 1,547  
Acres = 59  
Illegal Dumps = 13

## Whitman

Hours = 207  
Pounds = 7,015  
Miles = 17  
Acres = 8  
Illegal Dumps = 10

## Adams

Hours = 2,276  
Pounds = 21,791  
Miles = 163  
Acres = 4  
Illegal Dumps = 0

## Garfield

Hours = 934  
Pounds = 5,690  
Miles = 446  
Acres = 40  
Illegal Dumps = 0

## Franklin

Hours = 6,802  
Pounds = 104,268  
Miles = 440  
Acres = 15  
Illegal Dumps = 64

## Walla Walla

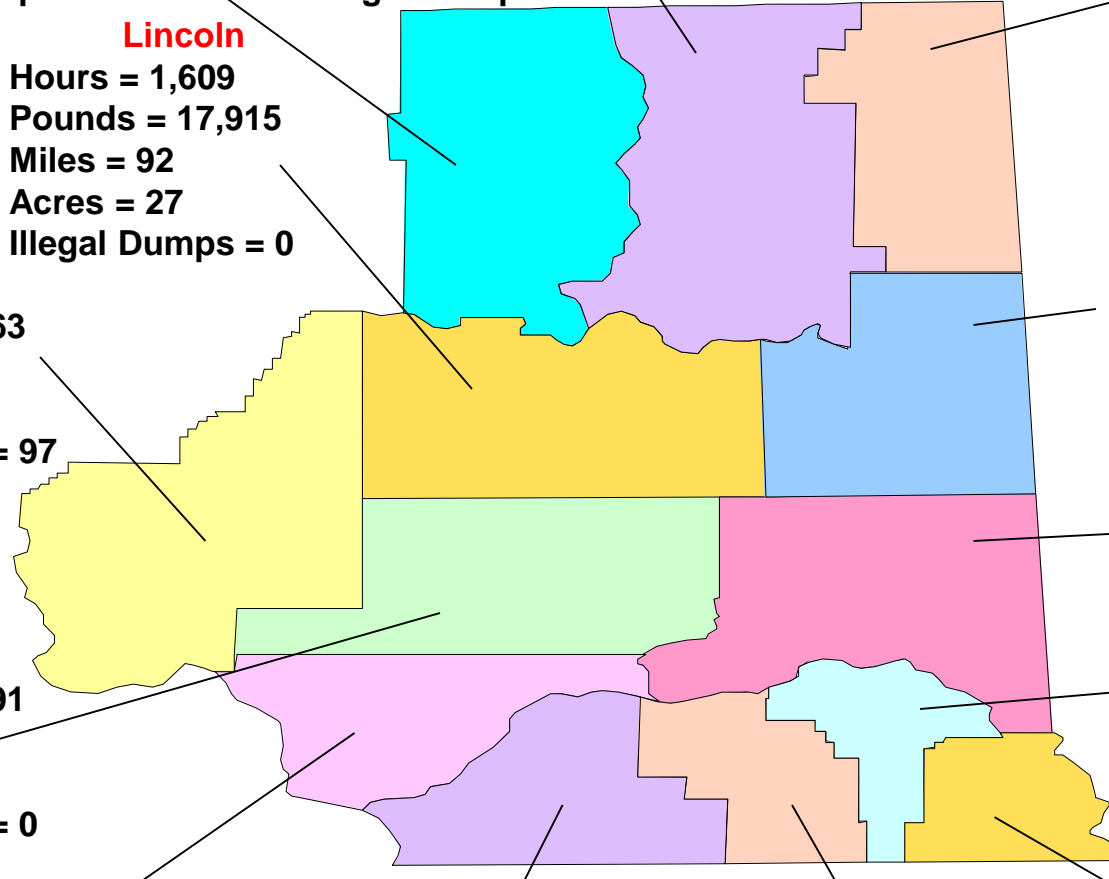
Hours = 20  
Pounds = 428  
Miles = 21  
Acres = 0  
Illegal Dumps = 0

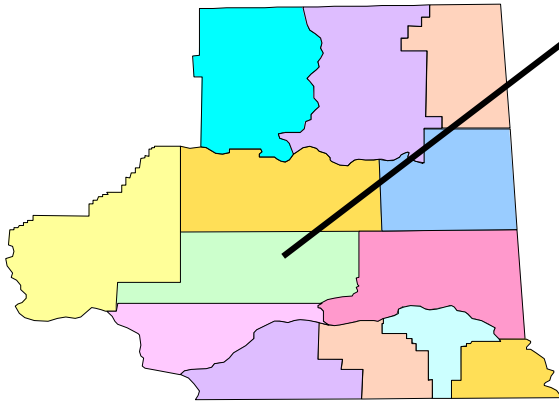
## Columbia

Hours = 215  
Pounds = 28,565  
Miles = 15  
Acres = 8  
Illegal Dumps = 1

## Asotin

Hours = 7,746  
Pounds = 13,220  
Miles = 22  
Acres = 10  
Illegal Dumps = 4





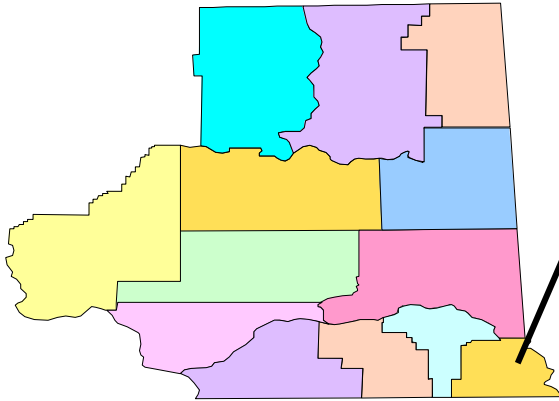
<b>Adams County</b>		<b>% of State Total</b>	<b>Rank in State</b>
<b>Population</b>	19,410	0.27	31
<b>Centerline Miles</b>	2,559	3.06	10
<b>Miles Driven (in thousands)</b>	490,149	0.86	20
<b>Area (square miles)</b>	1,925	2.89	14

## Year 2016 Litter Program Activity

<b>Litter Program</b>	<b>Hours</b>	<b>Pounds</b>	<b>Miles</b>	<b>Acres</b>	<b># Dumps</b>
<b>EYC</b>	2,276	21,791	163	4	0
<b>CLCP</b>	0	0	0	0	0
<b>DOC</b>	0	0	0	0	0
<b>DNR</b>	0	0	0	0	0
<b>Total</b>	<b>2,276</b>	<b>21,791</b>	<b>163</b>	<b>4</b>	<b>0</b>

## Detail on Total Pounds

<b>Litter Program</b>	<b>Litter Pounds</b>	<b>Illegal Dump Pounds</b>	<b>Recycle Pounds</b>	<b>Total Pounds</b>
<b>EYC</b>	19,250	0	2,541	21,791
<b>CLCP</b>	0	0	0	0
<b>DOC</b>	0	0	0	0
<b>DNR</b>	0	0	0	0
<b>Total</b>	<b>19,250</b>	<b>0</b>	<b>2,541</b>	<b>21,791</b>



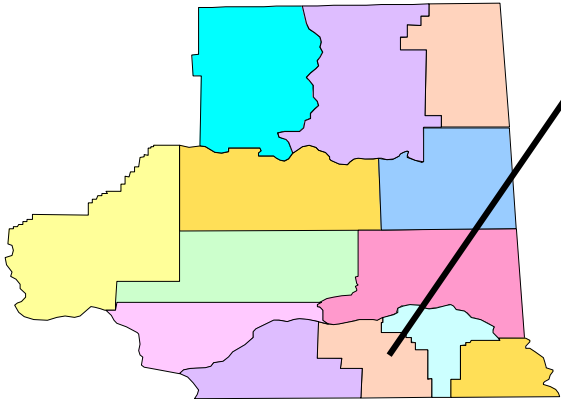
<b>Asotin County</b>		<b>% of State Total</b>	<b>Rank in State</b>
Population	22,010	0.31	28
Centerline Miles	614	0.73	36
Miles Driven (in thousands)	94,116	0.17	34
Area (square miles)	635	0.95	34

## Year 2016 Litter Program Activity

Litter Program	Hours	Pounds	Miles	Acres	# Dumps
EYC	278	2,400	20	9	0
CLCP	152	10,820	2	1	4
DOC	0	0	0	0	0
DNR	0	0	0	0	0
<b>Total</b>	<b>430</b>	<b>13,220</b>	<b>22</b>	<b>10</b>	<b>4</b>

## Detail on Total Pounds

Litter Program	Litter Pounds	Illegal Dump Pounds	Recycle Pounds	Total Pounds
EYC	1,986	0	414	2,400
CLCP	5,760	5,060	0	10,820
DOC	0	0	0	0
DNR	0	0	0	0
<b>Total</b>	<b>7,746</b>	<b>5,060</b>	<b>414</b>	<b>13,220</b>



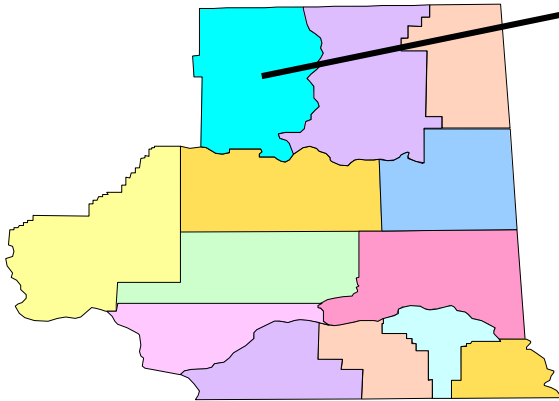
<b>Columbia County</b>		<b>% of State Total</b>	<b>Rank in State</b>
Population	4,090	0.06	37
Centerline Miles	845	1.01	33
Miles Driven (in thousands)	53,584	0.09	37
Area (square miles)	869	1.31	31

## Year 2016 Litter Program Activity

Litter Program	Hours	Pounds	Miles	Acres	# Dumps
EYC	46	45	0	7	0
CLCP	169	28,520	15	1	1
DOC	0	0	0	0	0
DNR	0	0	0	0	0
<b>Total</b>	<b>215</b>	<b>28,565</b>	<b>15</b>	<b>8</b>	<b>1</b>

## Detail on Total Pounds

Litter Program	Litter Pounds	Illegal Dump Pounds	Recycle Pounds	Total Pounds
EYC	35	0	10	45
CLCP	12,780	14,740	1,000	28,520
DOC	0	0	0	0
DNR	0	0	0	0
<b>Total</b>	<b>12,815</b>	<b>14,740</b>	<b>1,010</b>	<b>28,565</b>



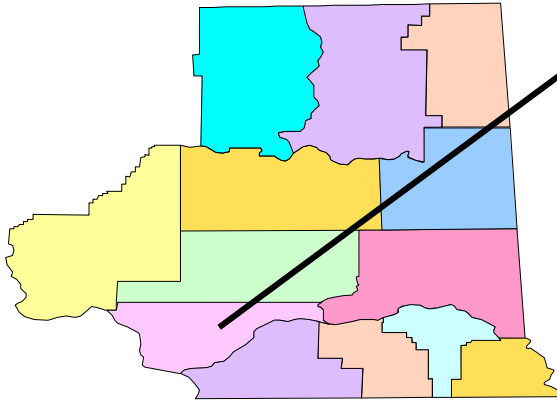
<b>Ferry County</b>		<b>% of State Total</b>	<b>Rank in State</b>
Population	7,710	0.11	36
Centerline Miles	1,802	2.15	18
Miles Driven (in thousands)	89,983	0.16	35
Area (square miles)	2,204	3.31	9

## Year 2016 Litter Program Activity

Litter Program	Hours	Pounds	Miles	Acres	# Dumps
EYC	1,636	13,365	191	0	0
CLCP	0	0	0	0	0
DOC	0	0	0	0	0
DNR	0	0	0	0	0
<b>Total</b>	<b>1,636</b>	<b>13,365</b>	<b>191</b>	<b>0</b>	<b>0</b>

## Detail on Total Pounds

Litter Program	Litter Pounds	Illegal Dump Pounds	Recycle Pounds	Total Pounds
EYC	9,589	0	3,776	13,365
CLCP	0	0	0	0
DOC	0	0	0	0
DNR	0	0	0	0
<b>Total</b>	<b>9,589</b>	<b>0</b>	<b>3,776</b>	<b>13,365</b>



<b>Franklin County</b>		<b>% of State Total</b>	<b>Rank in State</b>
Population	87,150	1.23	14
Centerline Miles	1,789	2.14	20
Miles Driven (in thousands)	666,251	1.17	17
Area (square miles)	1,242	1.87	27

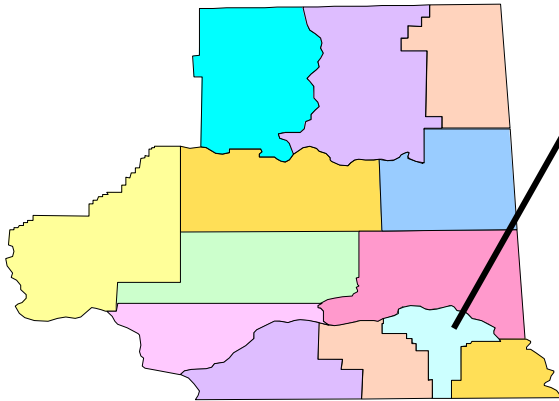
## Year 2016 Litter Program Activity

Litter Program	Hours	Pounds	Miles	Acres	# Dumps
EYC	1,994	17,400	108	8	0
CLCP	2,264	41,838	146	7	64
DOC	2,544	45,030	186	0	0
DNR	0	0	0	0	0
<b>Total</b>	<b>6,802</b>	<b>104,268</b>	<b>440</b>	<b>15</b>	<b>64</b>

## Detail on Total Pounds

Litter Program	Litter Pounds	Illegal Dump Pounds	Recycle Pounds	Total Pounds
EYC	16,305	0	1,095	17,400
CLCP	30,725	11,113	0	41,838
DOC	45,030	0	0	45,030
DNR	0	0	0	0
<b>Total</b>	<b>92,060</b>	<b>11,113</b>	<b>1,095</b>	<b>104,268</b>





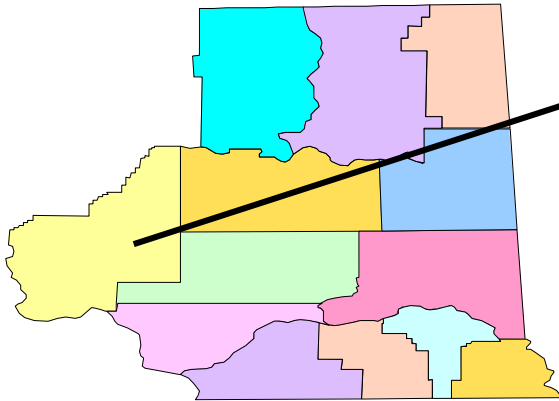
<b>Garfield County</b>		<b>% of State Total</b>	<b>Rank in State</b>
<b>Population</b>	2,260	0.03	39
<b>Centerline Miles</b>	560	0.67	37
<b>Miles Driven (in thousands)</b>	55,775	0.10	36
<b>Area (square miles)</b>	711	1.07	33

## Year 2016 Litter Program Activity

<b>Litter Program</b>	<b>Hours</b>	<b>Pounds</b>	<b>Miles</b>	<b>Acres</b>	<b># Dumps</b>
<b>EYC</b>	337	4,170	28	40	0
<b>CLCP</b>	597	1,520	438	0	0
<b>DOC</b>	0	0	0	0	0
<b>DNR</b>	0	0	0	0	0
<b>Total</b>	<b>934</b>	<b>5,690</b>	<b>466</b>	<b>40</b>	<b>0</b>

## Detail on Total Pounds

<b>Litter Program</b>	<b>Litter Pounds</b>	<b>Illegal Dump Pounds</b>	<b>Recycle Pounds</b>	<b>Total Pounds</b>
<b>EYC</b>	3,357	0	813	4,170
<b>CLCP</b>	1,200	0	320	1,520
<b>DOC</b>	0	0	0	0
<b>DNR</b>	0	0	0	0
<b>Total</b>	<b>4,557</b>	<b>0</b>	<b>1,133</b>	<b>5,690</b>



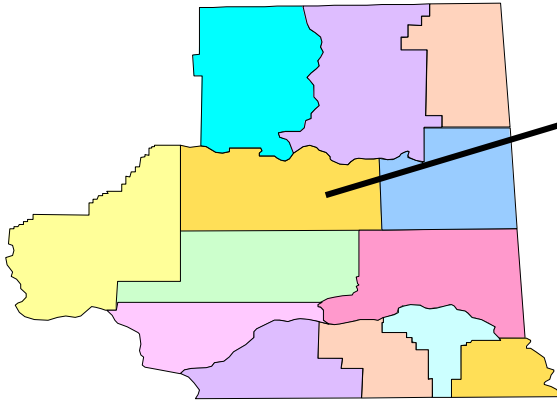
<b>Grant County</b>		<b>% of State Total</b>	<b>Rank in State</b>
<b>Population</b>	93,930	1.33	13
<b>Centerline Miles</b>	3,654	4.36	6
<b>Miles Driven (in thousands)</b>	976,647	1.71	15
<b>Area (square miles)</b>	2,681	4.03	4

## Year 2016 Litter Program Activity

<b>Litter Program</b>	<b>Hours</b>	<b>Pounds</b>	<b>Miles</b>	<b>Acres</b>	<b># Dumps</b>
<b>EYC</b>	3,760	50,414	353	12	1
<b>CLCP</b>	1,057	49,049	179	10	96
<b>DOC</b>	0	0	0	0	0
<b>DNR</b>	0	0	0	0	0
<b>Total</b>	<b>4,817</b>	<b>99,463</b>	<b>532</b>	<b>22</b>	<b>97</b>

## Detail on Total Pounds

<b>Litter Program</b>	<b>Litter Pounds</b>	<b>Illegal Dump Pounds</b>	<b>Recycle Pounds</b>	<b>Total Pounds</b>
<b>EYC</b>	46,224	226	3,964	50,414
<b>CLCP</b>	12,375	29,366	7,308	49,049
<b>DOC</b>	0	0	0	0
<b>DNR</b>	0	0	0	0
<b>Total</b>	<b>58,599</b>	<b>29,592</b>	<b>11,272</b>	<b>99,463</b>



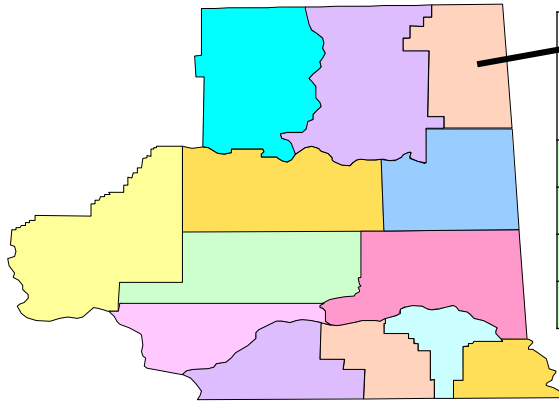
<b>Lincoln County</b>		<b>% of State Total</b>	<b>Rank in State</b>
<b>Population</b>	10,720	0.15	35
<b>Centerline Miles</b>	2,486	2.97	11
<b>Miles Driven (in thousands)</b>	267,667	0.47	29
<b>Area (square miles)</b>	2,311	3.47	7

## Year 2016 Litter Program Activity

Litter Program	Hours	Pounds	Miles	Acres	# Dumps
<b>EYC</b>	1,373	12,933	80	12	0
<b>CLCP</b>	236	4,982	12	15	0
<b>DOC</b>	0	0	0	0	0
<b>DNR</b>	0	0	0	0	0
<b>Total</b>	<b>1,609</b>	<b>17,915</b>	<b>92</b>	<b>27</b>	<b>0</b>

## Detail on Total Pounds

Litter Program	Litter Pounds	Illegal Dump Pounds	Recycle Pounds	Total Pounds
<b>EYC</b>	11,082	0	1,851	12,933
<b>CLCP</b>	4,469	0	513	4,982
<b>DOC</b>	0	0	0	0
<b>DNR</b>	0	0	0	0
<b>Total</b>	<b>15,551</b>	<b>0</b>	<b>2,364</b>	<b>17,915</b>



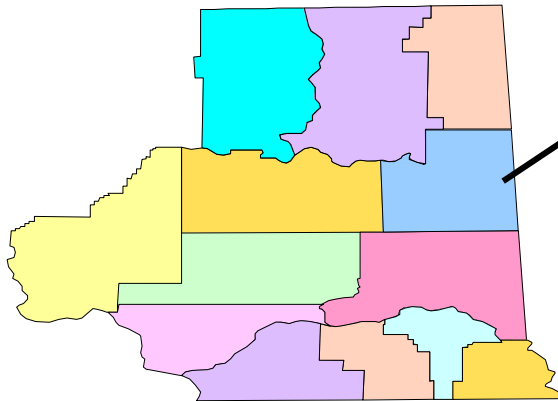
<b>Pend Oreille County</b>		<b>% of State Total</b>	<b>Rank in State</b>
<b>Population</b>	13,240	0.19	33
<b>Centerline Miles</b>	1,555	1.86	25
<b>Miles Driven (in thousands)</b>	111,897	0.20	33
<b>Area (square miles)</b>	1,400	2.10	25

## Year 2016 Litter Program Activity

<b>Litter Program</b>	<b>Hours</b>	<b>Pounds</b>	<b>Miles</b>	<b>Acres</b>	<b># Dumps</b>
<b>EYC</b>	105	705	8	0	0
<b>CLCP</b>	0	0	0	0	0
<b>DOC</b>	0	0	0	0	0
<b>DNR</b>	0	0	0	0	0
<b>Total</b>	<b>105</b>	<b>705</b>	<b>8</b>	<b>0</b>	<b>0</b>

## Detail on Total Pounds

<b>Litter Program</b>	<b>Litter Pounds</b>	<b>Illegal Dump Pounds</b>	<b>Recycle Pounds</b>	<b>Total Pounds</b>
<b>EYC</b>	596	0	109	705
<b>CLCP</b>	0	0	0	0
<b>DOC</b>	0	0	0	0
<b>DNR</b>		0	0	0
<b>Total</b>	<b>596</b>	<b>0</b>	<b>109</b>	<b>705</b>



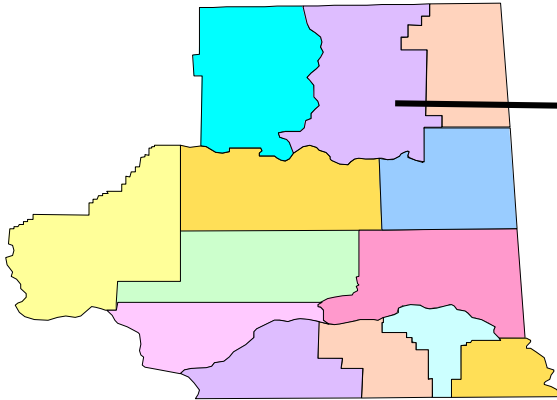
<b>Spokane County</b>		<b>% of State Total</b>	<b>Rank in State</b>
<b>Population</b>	484,500	6.97	4
<b>Centerline Miles</b>	4,752	5.67	2
<b>Miles Driven (in thousands)</b>	3,536,988	6.39	4
<b>Area (square miles)</b>	1,764	2.65	19

## Year 2016 Litter Program Activity

<b>Litter Program</b>	<b>Hours</b>	<b>Pounds</b>	<b>Miles</b>	<b>Acres</b>	<b># Dumps</b>
<b>EYC</b>	3,255	19,530	197	56	2
<b>CLCP</b>	7,474	106,484	1,002	0	0
<b>DOC</b>	6,362	112,860	348	0	0
<b>DNR</b>	744	8,520	0	3	11
<b>Total</b>	<b>17,835</b>	<b>247,394</b>	<b>1,547</b>	<b>59</b>	<b>13</b>

## Detail on Total Pounds

<b>Litter Program</b>	<b>Litter Pounds</b>	<b>Illegal Dump Pounds</b>	<b>Recycle Pounds</b>	<b>Total Pounds</b>
<b>EYC</b>	17,234	255	2,041	19,530
<b>CLCP</b>	103,513	0	2,971	106,484
<b>DOC</b>	112,860	0	0	112,860
<b>DNR</b>	0	8,520	0	8,520
<b>Total</b>	<b>233,607</b>	<b>8,775</b>	<b>5,012</b>	<b>247,394</b>



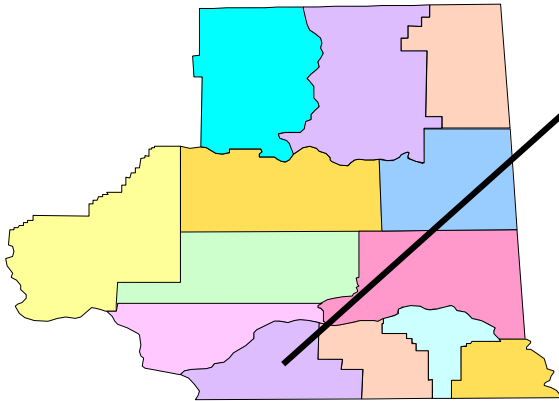
<b>Stevens County</b>		<b>% of State Total</b>	<b>Rank in State</b>
Population	44,030	0.62	23
Centerline Miles	2,329	2.78	14
Miles Driven (in thousands)	333,234	0.58	27
Area (square miles)	2,478	3.72	5

## Year 2016 Litter Program Activity

Litter Program	Hours	Pounds	Miles	Acres	# Dumps
EYC	1,959	19,215	170	0	0
CLCP	2,385	21,544	629	8	5
DOC	0	0	0	0	0
DNR	216	4,180	0	2	4
<b>Total</b>	<b>4,560</b>	<b>44,939</b>	<b>799</b>	<b>10</b>	<b>9</b>

## Detail on Total Pounds

Litter Program	Litter Pounds	Illegal Dump Pounds	Recycle Pounds	Total Pounds
EYC	16,463	0	2,752	19,215
CLCP	19,284	2,260	0	21,544
DOC	0	0	0	0
DNR	0	4,180	0	4,180
<b>Total</b>	<b>35,747</b>	<b>6,440</b>	<b>2,752</b>	<b>44,939</b>



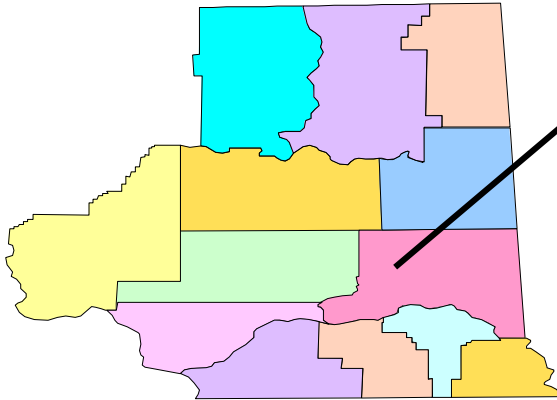
<b>Walla Walla County</b>		<b>% of State Total</b>	<b>Rank in State</b>
Population	60,650	0.86	21
Centerline Miles	1,337	1.6	28
Miles Driven (in thousands)	454,841	0.8	22
Area (square miles)	1,271	1.91	26

## Year 2016 Litter Program Activity

Litter Program	Hours	Pounds	Miles	Acres	# Dumps
EYC	0	0	0	0	0
CLCP	20	428	21	0	0
DOC	0	0	0	0	0
DNR	0	0	0	0	0
<b>Total</b>	<b>20</b>	<b>428</b>	<b>21</b>	<b>0</b>	<b>0</b>

## Detail on Total Pounds

Litter Program	Litter Pounds	Illegal Dump Pounds	Recycle Pounds	Total Pounds
EYC	0	0	0	0
CLCP	428	0	0	428
DOC	0	0	0	0
DNR	0	0	0	0
<b>Total</b>	<b>428</b>	<b>0</b>	<b>0</b>	<b>428</b>



<b>Whitman County</b>		<b>% of State Total</b>	<b>Rank in State</b>
Population	47,250	0.67	22
Centerline Miles	2,453	2.93	12
Miles Driven (in thousands)	371,484	0.65	25
Area (square miles)	2,159	3.24	10

## Year 2016 Litter Program Activity

Litter Program	Hours	Pounds	Miles	Acres	# Dumps
EYC	175	1,590	13	7	0
CLCP	32	5,425	4	1	10
DOC	0	0	0	0	0
DNR	0	0	0	0	0
<b>Total</b>	<b>207</b>	<b>7,015</b>	<b>17</b>	<b>8</b>	<b>10</b>

## Detail on Total Pounds

Litter Program	Litter Pounds	Illegal Dump Pounds	Recycle Pounds	Total Pounds
EYC	1,340	0	250	1,590
CLCP	1,660	3,540	225	5,425
DOC	0	0	0	0
DNR	0	0	0	0
<b>Total</b>	<b>3,000</b>	<b>3,540</b>	<b>475</b>	<b>7,015</b>