

LITTER ACTIVITY 2018

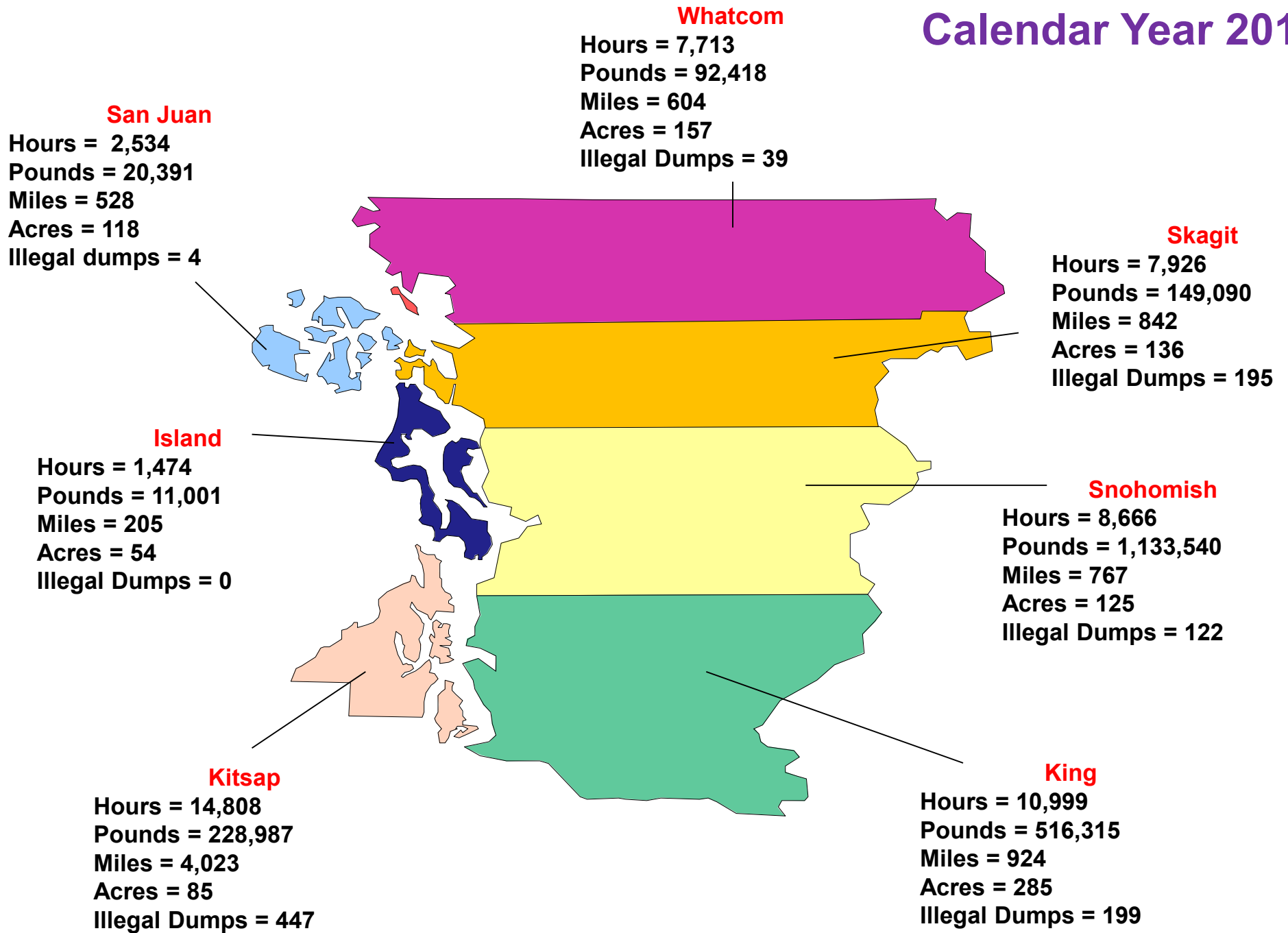
in Northwest Washington

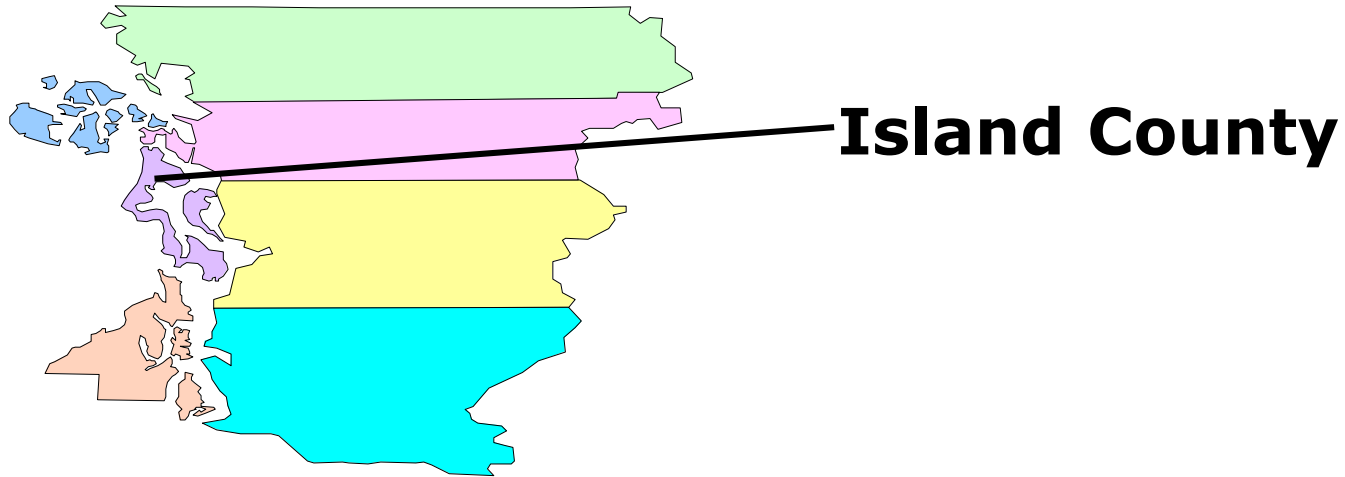
**(Island, King, Kitsap, San Juan, Skagit, Snohomish,
and Whatcom Counties)**

The combined litter efforts of the Community Litter Cleanup Program, Ecology Youth Corps, Department of Fish & Wildlife, Department of Natural Resources and the Department of Corrections:

- 54,120 hours worked**
- 2,151,742 pounds of litter and illegally dumped materials collected**
- 7,893 miles cleaned**
- 960 acres cleaned**
- 1,006 illegal dump sites**

Calendar Year 2018



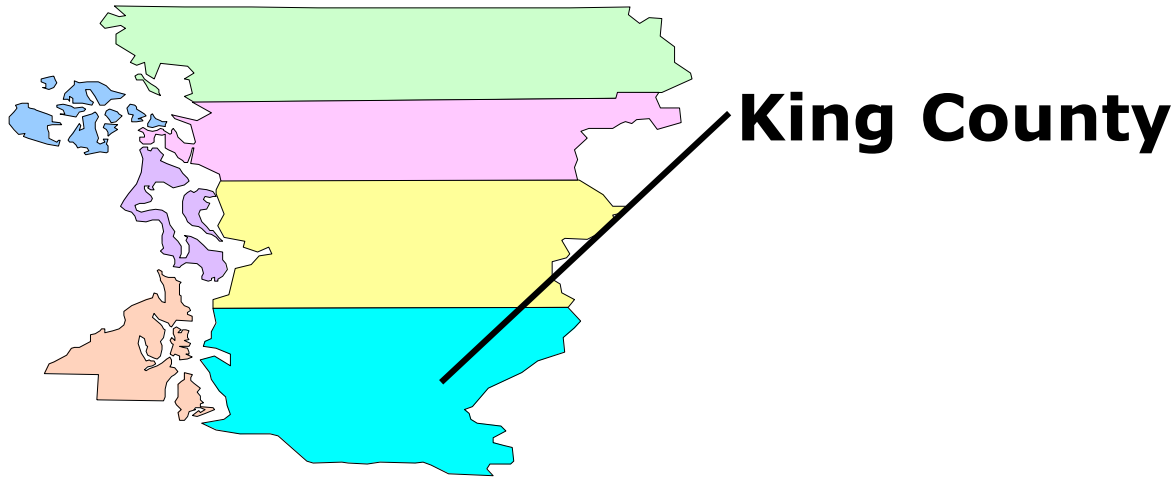


Year 2018 Litter Program Activity

Litter Program	Hours	Pounds	Miles	Acres	# Dumps
EYC	367	1,920	21	54	0
CLCP	1,107	9,081	184	0	0
DOC	0	0	0	0	0
DNR	0	0	0	0	0
DFW	0	0	0	0	0
Total	1,474	11,001	205	54	0

Detail on Total Pounds

Litter Program	Litter Pounds	Illegal Dump Pounds	Recycle Pounds	Total Pounds
EYC	1,772	0	148	1,920
CLCP	8,480	0	601	9,081
DOC	0	0	0	0
DNR	0	0	0	0
DFW	0	0	0	0
Total	10,252	0	749	11,001

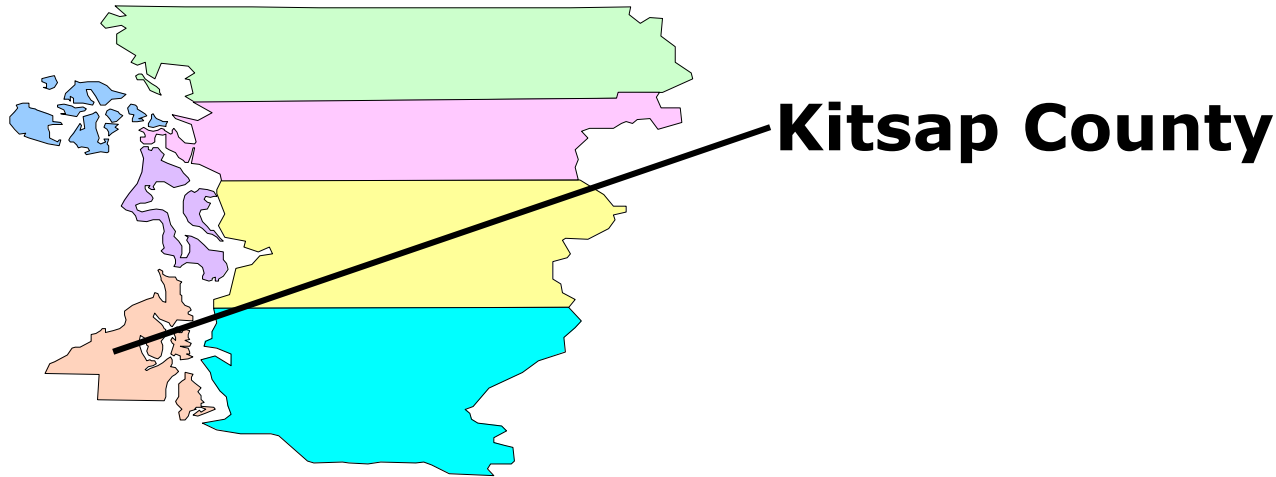


Year 2018 Litter Program Activity

Litter Program	Hours	Pounds	Miles	Acres	# Dumps
EYC	7,457	144,555	370	41	17
CLCP	3,542	371,760	554	244	182
DOC	0	0	0	0	0
DNR	0	0	0	0	0
DFW	0	0	0	0	0
Total	10,999	516,315	924	285	199

Detail on Total Pounds

Litter Program	Litter Pounds	Illegal Dump Pounds	Recycle Pounds	Total Pounds
EYC	118,951	15,465	10,139	144,555
CLCP	28,750	314,790	28,220	371,760
DOC	0	0	0	0
DNR	0	0	0	0
DFW	0	0	0	0
Total	147,701	330,255	38,359	516,315

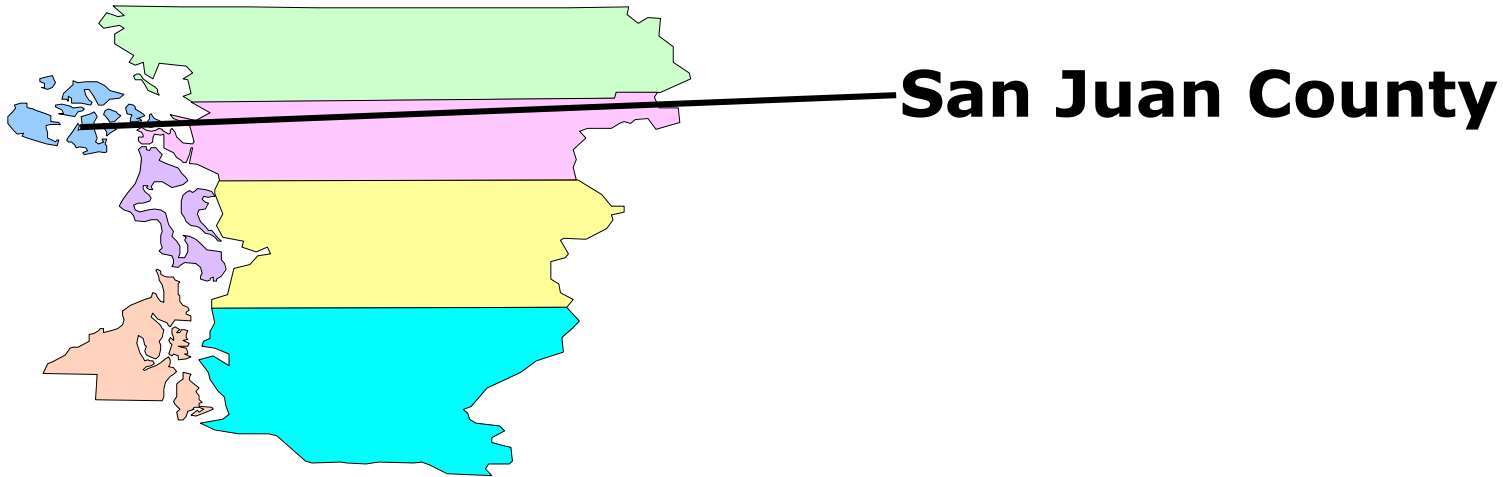


Year 2018 Litter Program Activity

Litter Program	Hours	Pounds	Miles	Acres	# Dumps
EYC	4,514	54,405	368	41	22
CLCP	10,294	174,582	3,655	44	425
DOC	0	0	0	0	0
DNR	0	0	0	0	0
DFW	0	0	0	0	0
Total	14,808	228,987	4,023	85	447

Detail on Total Pounds

Litter Program	Litter Pounds	Illegal Dump Pounds	Recycle Pounds	Total Pounds
EYC	46,007	2,490	5,908	54,405
CLCP	69,580	105,002	0	174,582
DOC	0	0	0	0
DNR	0	0	0	0
DFW	0	0	0	0
Total	115,587	107,492	5,908	228,987

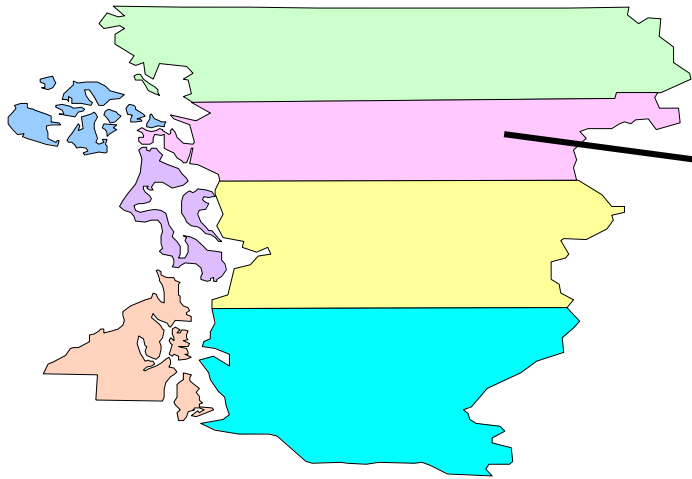


Year 2018 Litter Program Activity

Litter Program	Hours	Pounds	Miles	Acres	# Dumps
EYC	384	1,410	33	67	0
CLCP	2,150	18,981	495	51	4
DOC	0	0	0	0	0
DNR	0	0	0	0	0
DFW	0	0	0	0	0
Total	2,534	20,391	528	118	4

Detail on Total Pounds

Litter Program	Litter Pounds	Illegal Dump Pounds	Recycle Pounds	Total Pounds
EYC	1,291	0	119	1,410
CLCP	17,370	650	961	18,981
DOC	0	0	0	0
DNR	0	0	0	0
DFW	0	0	0	0
Total	18,661	650	1,080	20,391



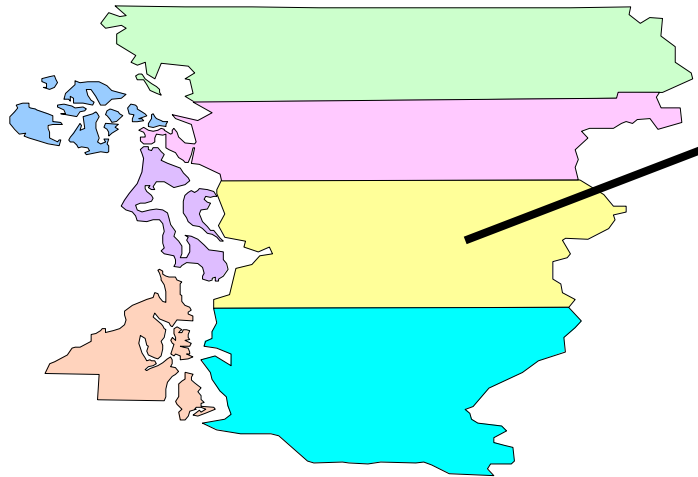
Skagit County

Year 2018 Litter Program Activity

Litter Program	Hours	Pounds	Miles	Acres	# Dumps
EYC	3,169	58,470	153	108	13
CLCP	4,757	90,620	689	28	182
DOC	0	0	0	0	0
DNR	0	0	0	0	0
DFW	0	0	0	0	0
Total	7,926	149,090	842	136	195

Detail on Total Pounds

Litter Program	Litter Pounds	Illegal Dump Pounds	Recycle Pounds	Total Pounds
EYC	48,947	5,070	4,453	58,470
CLCP	43,220	47,400	0	90,620
DOC	0	0	0	0
DNR	0	0	0	0
DFW	0	0	0	0
Total	92,167	52,470	4,453	149,090



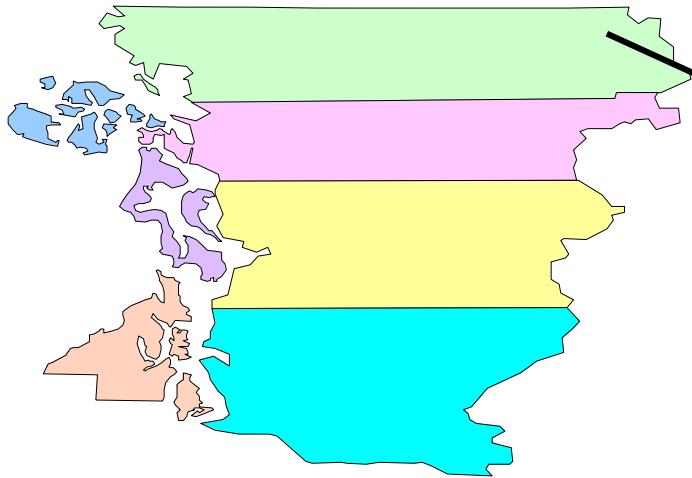
Snohomish County

Year 2018 Litter Program Activity

Litter Program	Hours	Pounds	Miles	Acres	# Dumps
EYC	2,441	39,690	153	4	1
CLCP	6,023	1,070,180	608	16	32
DOC	0	0	0	0	0
DNR	0	0	0	0	0
DFW	202	23,670	6	105	89
Total	8,666	1,133,540	767	125	122

Detail on Total Pounds

Litter Program	Litter Pounds	Illegal Dump Pounds	Recycle Pounds	Total Pounds
EYC	36,628	405	2,657	39,690
CLCP	85,300	412,920	571,960	1,070,180
DOC	0	0	0	0
DNR	0	0	0	0
DFW	9,100	14,520	50	23,670
Total	131,028	427,845	574,667	1,133,540



Whatcom County

Year 2018 Litter Program Activity

Litter Program	Hours	Pounds	Miles	Acres	# Dumps
EYC	5,350	57,240	401	46	21
CLCP	2,363	35,178	203	111	18
DOC	0	0	0	0	0
DNR	0	0	0	0	0
DFW	0	0	0	0	0
Total	7,713	92,418	604	157	39

Detail on Total Pounds

Litter Program	Litter Pounds	Illegal Dump Pounds	Recycle Pounds	Total Pounds
EYC	48,516	3,900	4,824	57,240
CLCP	31,985	3,160	33	35,178
DOC	0	0	0	0
DNR	0	0	0	0
DFW	0	0	0	0
Total	80,501	7,060	4,857	92,418