

LITTER ACTIVITY 2017

in Southwest Washington

(Clallam, Clark, Cowlitz, Grays Harbor, Jefferson, Lewis, Mason, Pacific, Pierce, Skamania, Thurston, and Wahkiakum Counties)

The combined litter efforts of the Community Litter Cleanup Program, Ecology Youth Corps, Department of Fish & Wildlife, Department of Natural Resources and the Department of Corrections:

- **64,039 hours worked**
- **1,685,164 pounds of material collected**
- **9,520 miles cleaned**
- **1,849 acres cleaned**
- **2,197 illegal dump sites**

Calendar Year 2017

Clallam
Hours = 7,442
Pounds = 176,047
Miles = 613
Acres = 66
Illegal Dumps = 245

Jefferson
Hours = 1,152
Pounds = 19,955
Miles = 40
Acres = 6
Illegal Dumps = 27

Grays Harbor
Hours = 7,840
Pounds = 109,283
Miles = 1,037
Acres = 68
Illegal Dumps = 112

Mason
Hours = 5,566
Pounds = 213,563
Miles = 1,618
Acres = 29
Illegal Dumps = 175

Pierce
Hours = 8,670
Pounds = 263,475
Miles = 1,145
Acres = 70
Illegal Dumps = 10

Pacific
Hours = 544
Pounds = 4,636
Miles = 76
Acres = 5
Illegal Dumps = 13

Thurston
Hours = 6,410
Pounds = 192,648
Miles = 347
Acres = 346
Illegal Dumps = 279

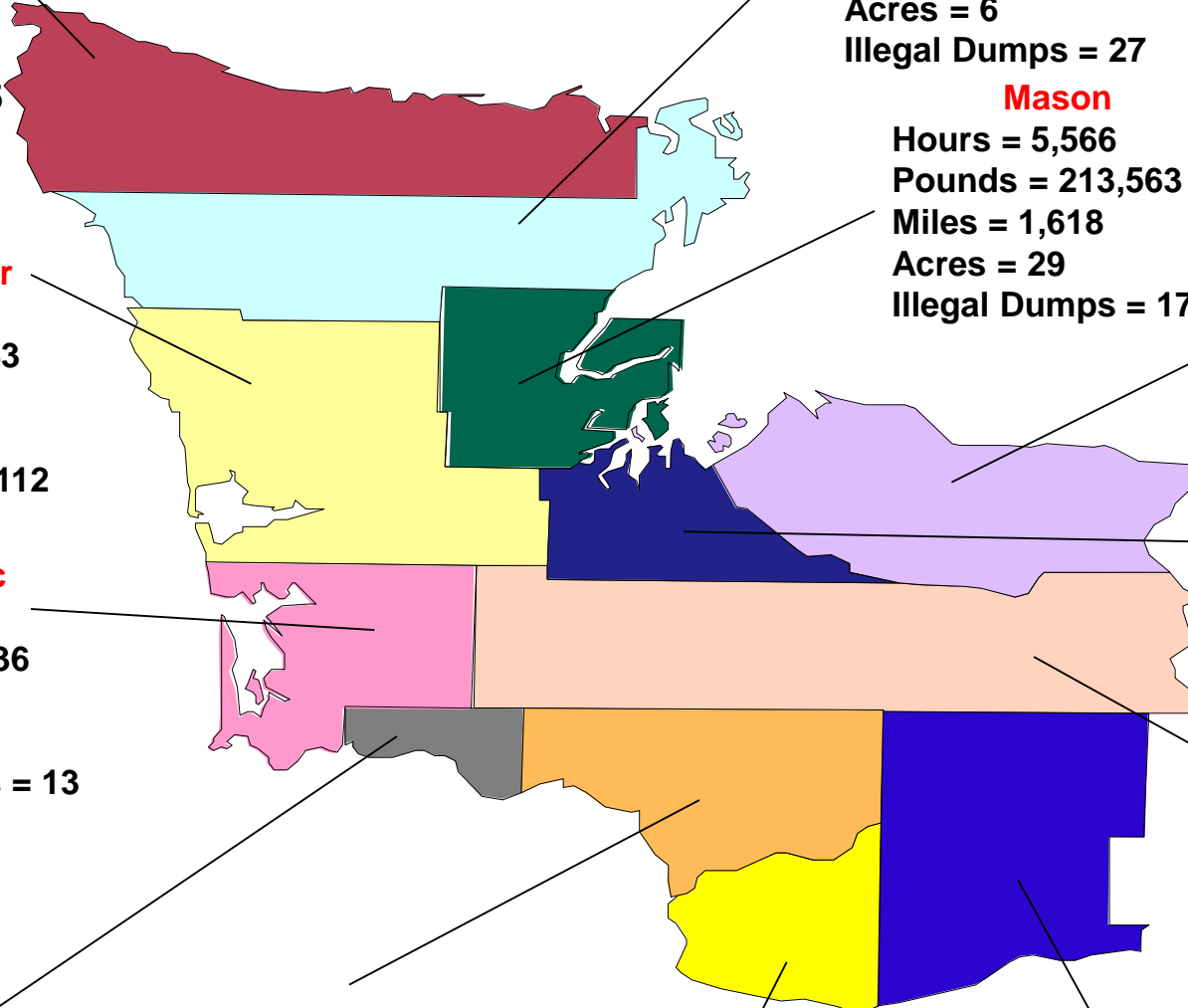
Wahkiakum
Hours = 37
Pounds = 1,067
Miles = 3
Acres = 5
Illegal Dumps = 1

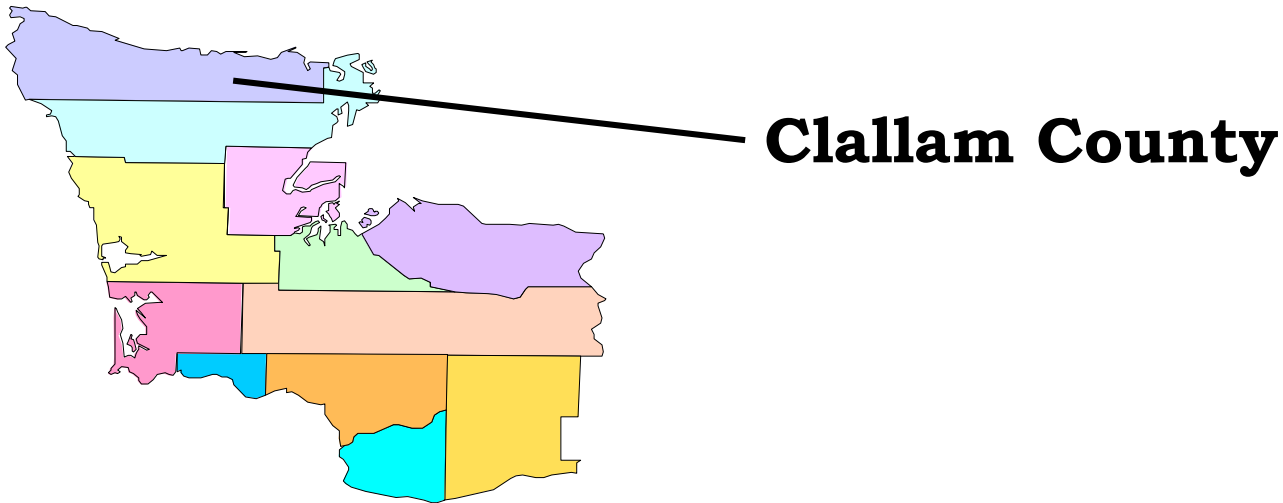
Cowlitz
Hours = 8,676
Pounds = 286,777
Miles = 562
Acres = 215
Illegal Dumps = 716

Clark
Hours = 9,554
Pounds = 224,510
Miles = 615
Acres = 768
Illegal Dumps = 250

Lewis
Hours = 5,556
Pounds = 130,319
Miles = 2,603
Acres = 157
Illegal Dumps = 305

Skamania
Hours = 2,524
Pounds = 42,947
Miles = 861
Acres = 114
Illegal Dumps = 64



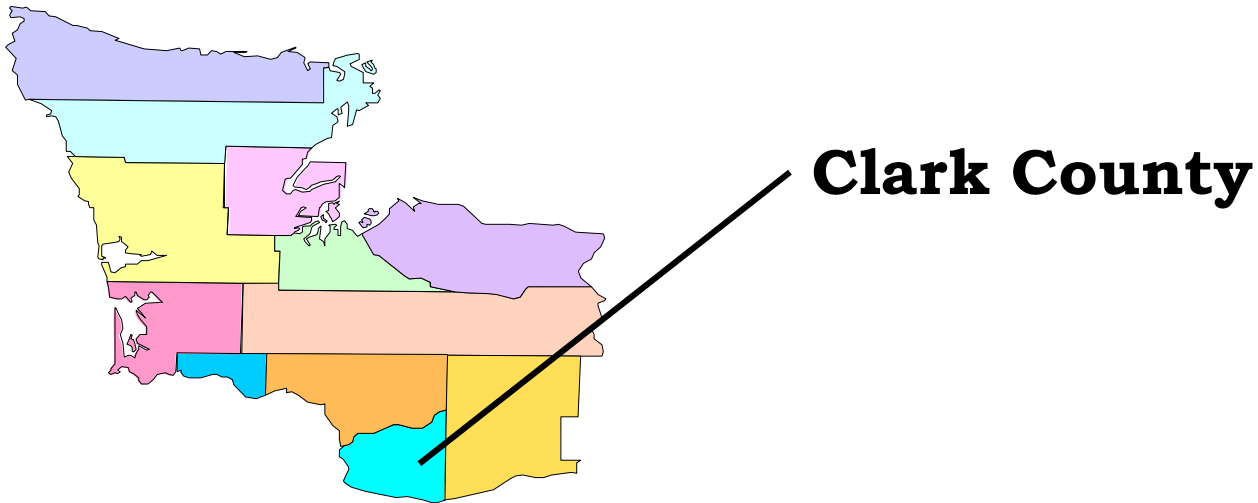


Year 2017 Litter Program Activity

Litter Program	Hours	Pounds	Miles	Acres	# Dumps
EYC	0	0	0	0	0
CLCP	5,485	142,722	524	60	193
DOC	0	0	0	0	0
DNR	1,957	33,325	89	6	52
DFW	0	0	0	0	0
Total	7,442	176,047	613	66	245

Detail on Total Pounds

Litter Program	Litter Pounds	Illegal Dump Pounds	Recycle Pounds	Total Pounds
EYC	0	0	0	0
CLCP	44,920	94,410	3,392	142,722
DOC	0	0	0	0
DNR	13,190	19,625	510	33,325
DFW	0	0	0	0
Total	58,110	114,035	3,902	176,047

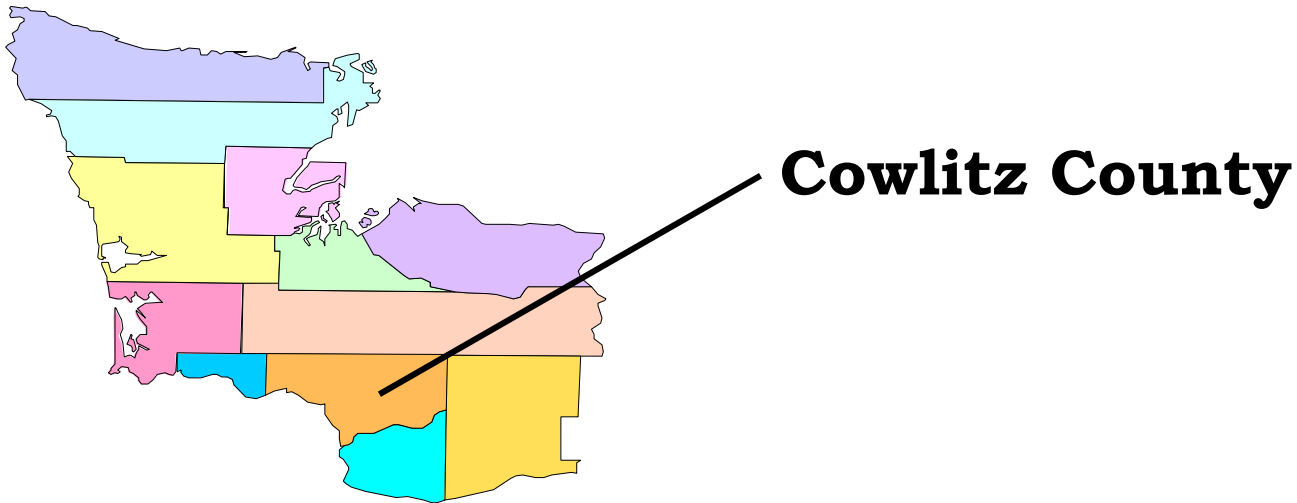


Year 2017 Litter Program Activity

Litter Program	Hours	Pounds	Miles	Acres	# Dumps
EYC	3,726	150,375	232	76	42
CLCP	3,096	51,153	300	56	38
DOC	0	0	0	0	0
DNR	2,434	30,674	83	6	52
DFW	298	12,308	0	630	118
Total	9,554	244,510	615	768	250

Detail on Total Pounds

Litter Program	Litter Pounds	Illegal Dump Pounds	Recycle Pounds	Total Pounds
EYC	71,918	53,220	25,237	150,375
CLCP	43,613	6,877	663	51,153
DOC	0	0	0	0
DNR	22,121	8,501	52	30,674
DFW	7,687	3,915	706	12,308
Total	145,339	72,513	26,658	244,510

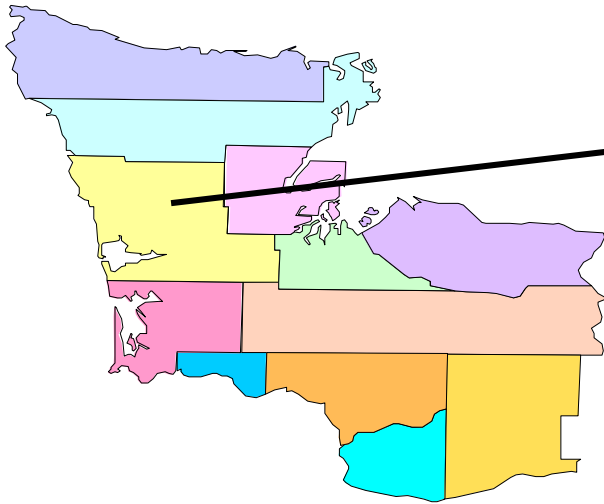


Year 2017 Litter Program Activity

Litter Program	Hours	Pounds	Miles	Acres	# Dumps
EYC	1,857	66,330	128	18	11
CLCP	5,569	210,648	410	48	664
DOC	0	0	0	0	0
DNR	1,182	7,000	24	6	14
DFW	68	2,799	0	143	27
Total	8,676	286,777	562	215	716

Detail on Total Pounds

Litter Program	Litter Pounds	Illegal Dump Pounds	Recycle Pounds	Total Pounds
EYC	47,485	9,780	9,065	66,330
CLCP	123,773	67,108	19,767	210,648
DOC	0	0	0	0
DNR	2,760	4,240	0	7,000
DFW	1,748	890	161	2,799
Total	175,766	82,018	28,993	286,777



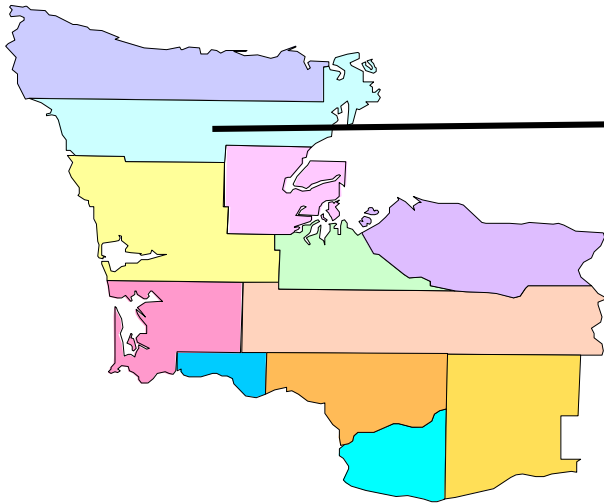
Grays Harbor County

Year 2017 Litter Program Activity

Litter Program	Hours	Pounds	Miles	Acres	# Dumps
EYC	1,374	24,750	107	21	6
CLCP	4,988	60,563	877	35	51
DOC	0	0	0	0	0
DNR	1,478	23,970	53	12	55
DFW	0	0	0	0	0
Total	7,840	109,283	1,037	68	112

Detail on Total Pounds

Litter Program	Litter Pounds	Illegal Dump Pounds	Recycle Pounds	Total Pounds
EYC	16,873	4,470	3,407	24,750
CLCP	26,065	33,039	1,459	60,563
DOC	0	0	0	0
DNR	8,570	14,600	800	23,970
DFW	0	0	0	0
Total	51,508	52,109	5,666	109,283



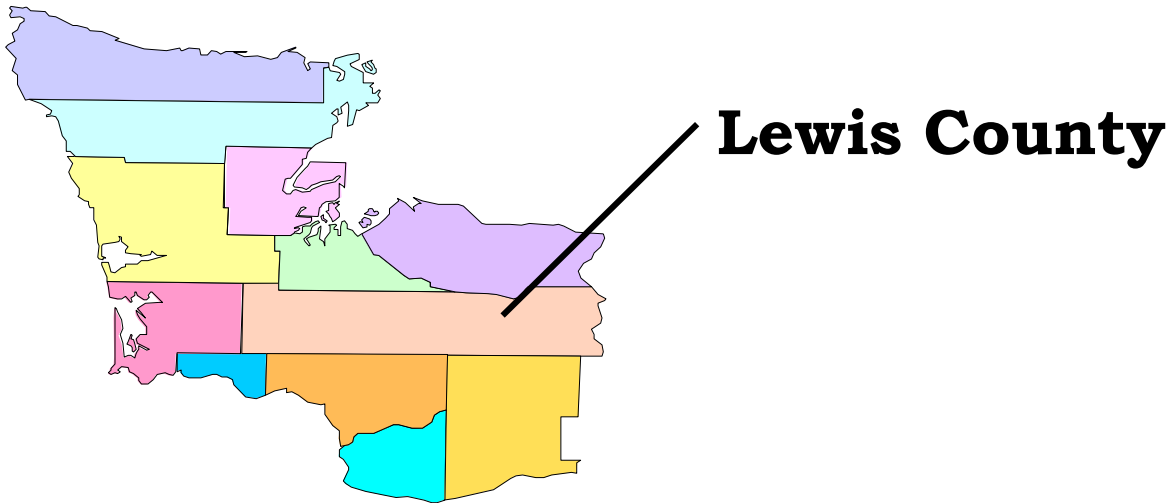
Jefferson County

Year 2017 Litter Program Activity

Litter Program	Hours	Pounds	Miles	Acres	# Dumps
EYC	0	0	0	0	0
CLCP	71	4,680	0	2	6
DOC	0	0	0	0	0
DNR	1,081	15,275	40	4	21
DFW	0	0	0	0	0
Total	1,152	19,955	40	6	27

Detail on Total Pounds

Litter Program	Litter Pounds	Illegal Dump Pounds	Recycle Pounds	Total Pounds
EYC	0	0	0	0
CLCP	0	4,680	0	4,680
DOC	0	0	0	0
DNR	9,705	5,140	430	15,275
DFW	0	0	0	0
Total	9,705	9,820	430	19,955

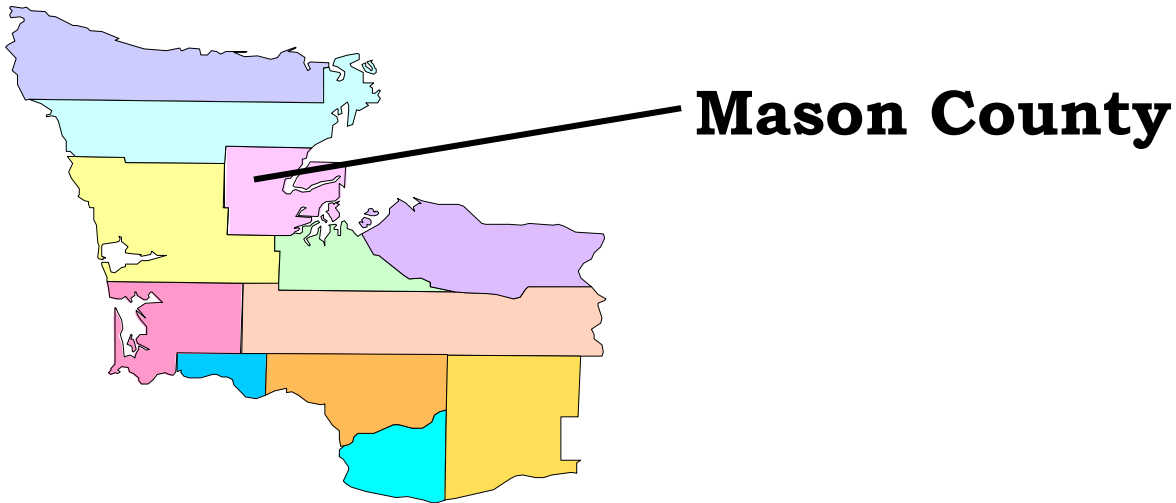


Year 2017 Litter Program Activity

Litter Program	Hours	Pounds	Miles	Acres	# Dumps
EYC	1,351	25,947	82	21	2
CLCP	3,471	81,499	2,521	20	256
DOC	0	0	0	0	0
DNR	684	20,820	0	11	27
DFW	50	2,053	0	105	20
Total	5,556	130,319	2,603	157	305

Detail on Total Pounds

Litter Program	Litter Pounds	Illegal Dump Pounds	Recycle Pounds	Total Pounds
EYC	23,626	645	1,676	25,947
CLCP	61,824	18,640	1,035	81,499
DOC	0	0	0	0
DNR	0	20,820	0	20,820
DFW	1,282	653	118	2,053
Total	86,732	40,758	2,829	130,319

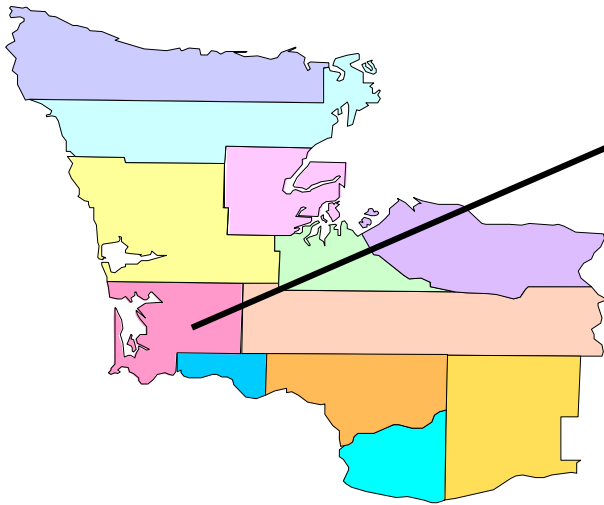


Year 2017 Litter Program Activity

Litter Program	Hours	Pounds	Miles	Acres	# Dumps
EYC	68	1,937	0	1	2
CLCP	5,566	211,563	1,618	28	173
DOC	0	0	0	0	0
DNR	0	0	0	0	0
DFW	0	0	0	0	0
Total	5,634	213,500	1,618	29	175

Detail on Total Pounds

Litter Program	Litter Pounds	Illegal Dump Pounds	Recycle Pounds	Total Pounds
EYC	0	1,815	122	1,937
CLCP	80,893	127,815	2,855	211,563
DOC	0	0	0	0
DNR	0	0	0	0
DFW	0	0	0	0
Total	80,893	129,630	2,977	213,500



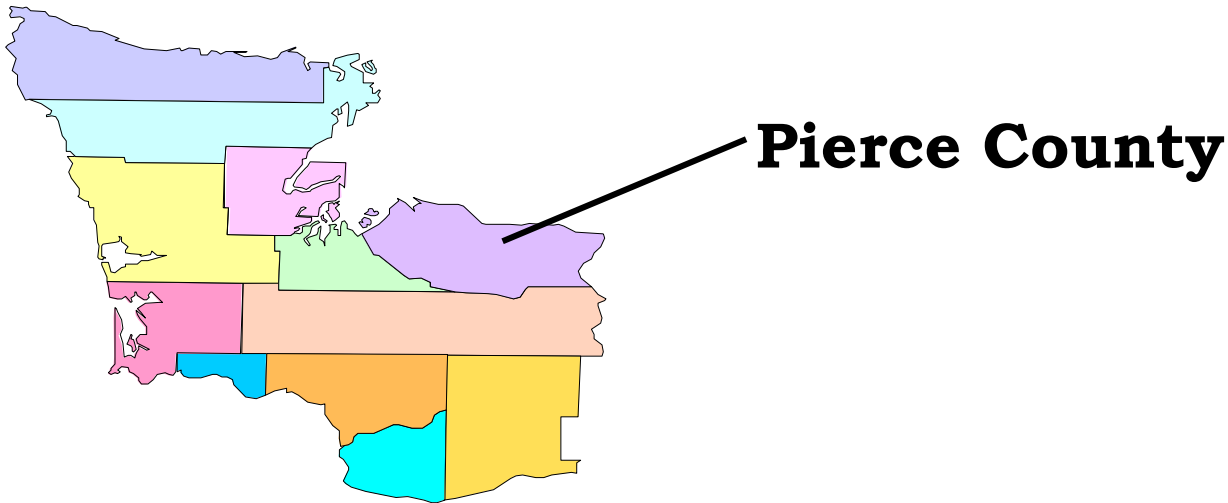
Pacific County

Year 2017 Litter Program Activity

Litter Program	Hours	Pounds	Miles	Acres	# Dumps
EYC	0	0	0	0	0
CLCP	312	3,176	64	4	4
DOC	0	0	0	0	0
DNR	232	1,460	12	1	9
DFW	0	0	0	0	0
Total	544	4,636	76	5	13

Detail on Total Pounds

Litter Program	Litter Pounds	Illegal Dump Pounds	Recycle Pounds	Total Pounds
EYC	0	0	0	0
CLCP	1,995	1,075	106	3,176
DOC	0	0	0	0
DNR	220	1,240	0	1,460
DFW	0	0	0	0
Total	2,215	2,315	106	4,636

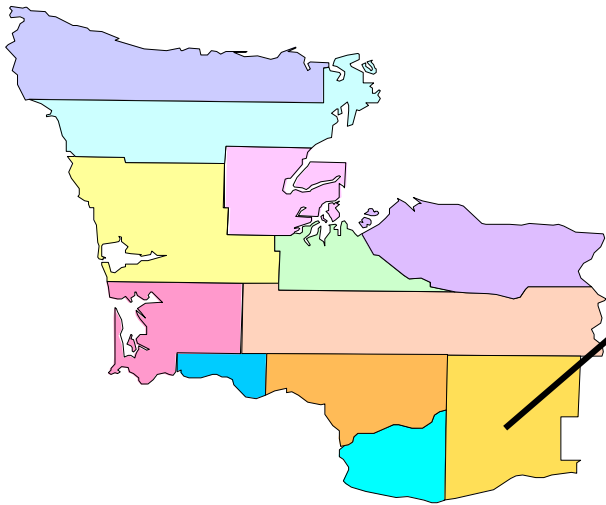


Year 2017 Litter Program Activity

Litter Program	Hours	Pounds	Miles	Acres	# Dumps
EYC	6,195	121,390	176	31	8
CLCP	1,499	133,790	945	11	2
DOC	976	8,295	24	28	0
DNR	0	0	0	0	0
DFW	0	0	0	0	0
Total	8,670	263,475	1,145	70	10

Detail on Total Pounds

Litter Program	Litter Pounds	Illegal Dump Pounds	Recycle Pounds	Total Pounds
EYC	109,199	5,325	6,866	121,390
CLCP	46,130	81,660	6,000	133,790
DOC	8,295	0	0	8,295
DNR	0	0	0	0
DFW	0	0	0	0
Total	163,624	86,985	12,866	263,475



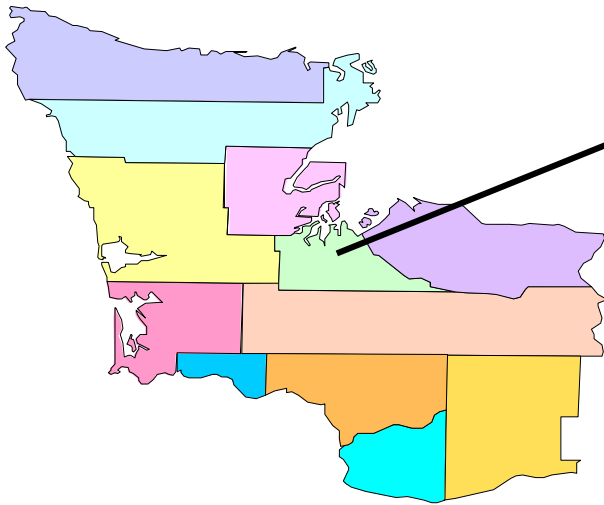
Skamania County

Year 2017 Litter Program Activity

Litter Program	Hours	Pounds	Miles	Acres	# Dumps
EYC	0	0	0	0	0
CLCP	2,420	41,140	848	98	61
DOC	0	0	0	0	0
DNR	97	1,500	13	0	0
DFW	7	307	0	16	3
Total	2,524	42,947	861	114	64

Detail on Total Pounds

Litter Program	Litter Pounds	Illegal Dump Pounds	Recycle Pounds	Total Pounds
EYC	0	0	0	0
CLCP	13,200	19,120	8,820	41,140
DOC	0	0	0	0
DNR	1,500	0	0	1,500
DFW	191	98	18	307
Total	14,891	19,218	8,838	42,947



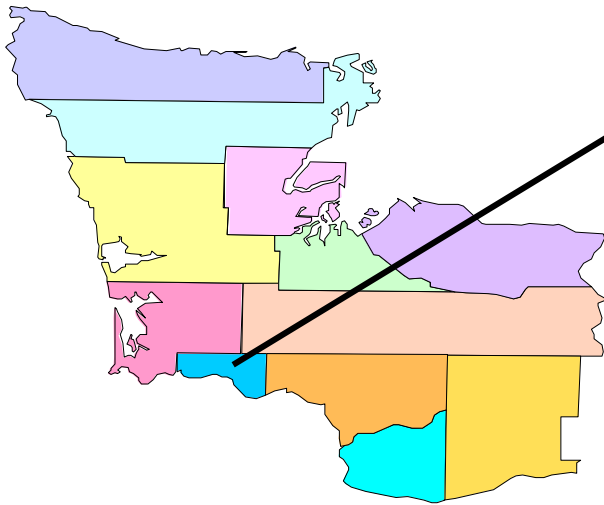
Thurston County

Year 2017 Litter Program Activity

Litter Program	Hours	Pounds	Miles	Acres	# Dumps
EYC	2,888	57,690	176	27	9
CLCP	587	71,187	127	3	146
DOC	0	0	0	0	0
DNR	2,927	63,721	44	312	122
DFW	8	50	0	4	2
Total	6,410	192,648	347	346	279

Detail on Total Pounds

Litter Program	Litter Pounds	Illegal Dump Pounds	Recycle Pounds	Total Pounds
EYC	46,729	6,045	4,916	57,690
CLCP	11,948	50,555	8,684	71,187
DOC	0	0	0	0
DNR	3,270	58,481	1,970	63,721
DFW	0	0	0	0
Total	61,947	115,081	15,570	192,598



Wahkiakum County

Year 2017 Litter Program Activity

Litter Program	Hours	Pounds	Miles	Acres	# Dumps
EYC	34	960	3	0	0
CLCP	0	0	0	0	0
DOC	0	0	0	0	0
DNR	0	0	0	0	0
DFW	3	107	0	5	1
Total	37	1,067	3	5	1

Detail on Total Pounds

Litter Program	Litter Pounds	Illegal Dump Pounds	Recycle Pounds	Total Pounds
EYC	802	0	158	960
CLCP	0	0	0	0
DOC	0	0	0	0
DNR	0	0	0	0
DFW	67	34	6	107
Total	869	34	164	1,067