




# 2021 Northwest Region Litter Activity

Island, King, Kitsap, San Juan, Skagit, Snohomish, and Whatcom Counties

# Ecology Funded Litter Programs

*The combined efforts of these programs are included in the annual totals.*



Ecology Youth Corps (EYC)



Community Litter Cleanup Program (CLCP)



Senate Bill 5040 Grants (SB5040)



WA Department of Fish & Wildlife (DFW)



WA Department of Natural Resources (DNR)



WA Department of Corrections (DOC)



WA State Parks & Recreation Commission (Parks)

# Northwest Region - 2021 Totals by Program

Litter Program	Hours	Total Pounds	Miles	Acres	# Dumps
EYC	11,275	218,829	790	541	55
CLCP	20,856	1,349,238	5,358	212	926
SB5040	362	4,510	86	0	0
DOC	0	0	0	0	0
DNR	0	0	0	0	0
DFW	200	1,910	0	38	2
Parks	0	0	0	0	0
<b>2021 Total</b>	<b>32,693</b>	<b>1,574,487</b>	<b>6,234</b>	<b>791</b>	<b>983</b>

# Annual Totals for Northwest Region

## 2019

- **57,661** hours worked
- **1,990,388** pounds collected
- **7,260** miles cleaned
- **1,186** acres cleaned
- **839** illegal dumps cleaned

## 2020

- **33,147** hours worked
- **2,171,183** pounds collected
- **8,828** miles cleaned
- **1,253** acres cleaned
- **1,591** illegal dumps cleaned

## 2021

- **32,693** hours worked
- **1,574,487** pounds collected
- **6,234** miles cleaned
- **791** acres cleaned
- **983** illegal dumps cleaned

# 2021 Overview

**San Juan**

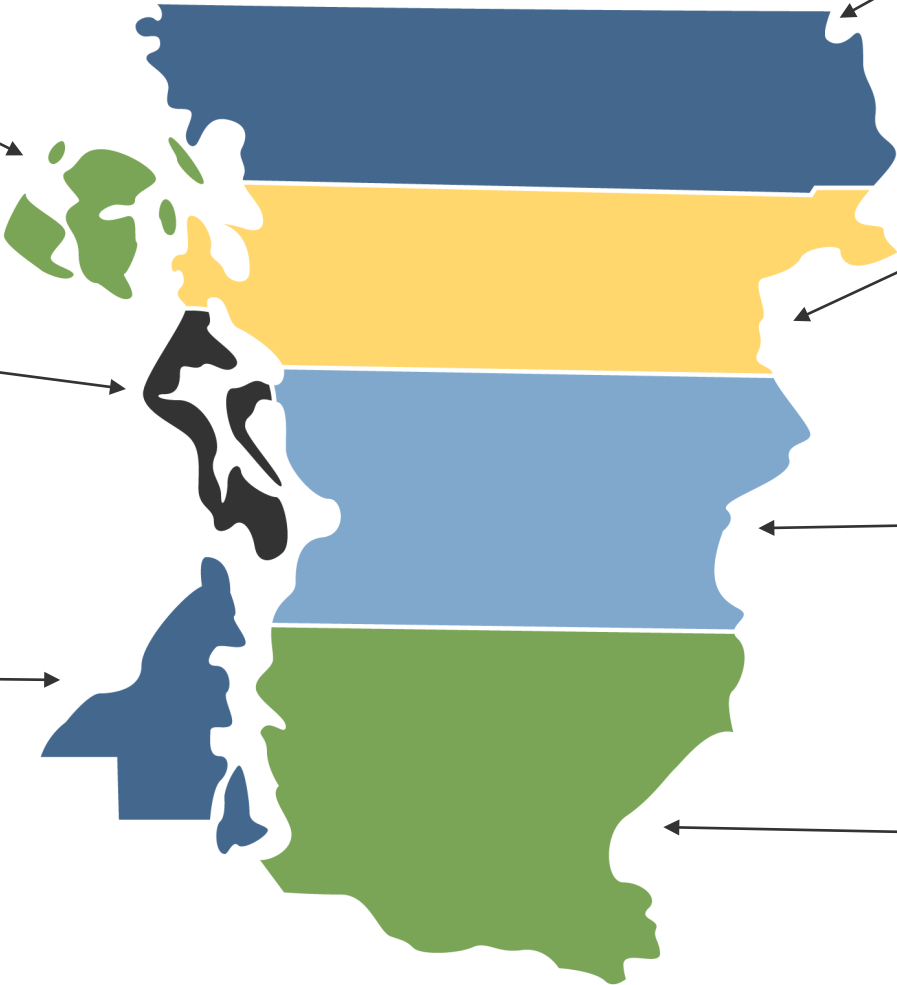
Hours = 2,730  
Pounds = 23,807  
Miles = 2,270  
Acres = 0  
Illegal Dumps = 0

**Island**

Hours = 916  
Pounds = 15,026  
Miles = 129  
Acres = 25  
Illegal Dumps = 4

**Kitsap**

Hours = 6,110  
Pounds = 324,397  
Miles = 458  
Acres = 358  
Illegal Dumps = 506



**Whatcom**

Hours = 3,499  
Pounds = 55,270  
Miles = 1,237  
Acres = 41  
Illegal Dumps = 44

**Skagit**

Hours = 4,227  
Pounds = 110,514  
Miles = 514  
Acres = 102  
Illegal Dumps = 170

**Snohomish**

Hours = 9,745  
Pounds = 751,355  
Miles = 860  
Acres = 35  
Illegal Dumps = 38

**King**

Hours = 5,467  
Pounds = 294,118  
Miles = 765  
Acres = 230  
Illegal Dumps = 221

# Island County

## 2021 Litter Program Activity

Litter Program	Hours	Total Pounds	Miles	Acres	# Dumps
EYC	116	1,665	17	25	4
CLCP	800	13,361	112	0	0
SB5040	0	0	0	0	0
DOC	0	0	0	0	0
DNR	0	0	0	0	0
DFW	0	0	0	0	0
PARKS	0	0	0	0	0
<b>Total</b>	<b>916</b>	<b>15,026</b>	<b>129</b>	<b>25</b>	<b>4</b>

### Details on total pounds

Litter Program	Litter Pounds	Illegal Dump Pounds	Recycling Pounds
EYC	1,260	405	0
CLCP	12,986	0	375
SB5040	0	0	0
DOC	0	0	0
DNR	0	0	0
DFW	0	0	0
PARKS	0	0	0
<b>Total</b>	<b>14,246</b>	<b>405</b>	<b>375</b>

# King County

## 2021 Litter Program Activity

Litter Program	Hours	Total Pounds	Miles	Acres	# Dumps
EYC	1,776	52,320	171	55	8
CLCP	3,420	238,648	526	175	213
SB5040	271	3,150	68	0	0
DOC	0	0	0	0	0
DNR	0	0	0	0	0
DFW	0	0	0	0	0
PARKS	0	0	0	0	0
<b>Total</b>	<b>5,467</b>	<b>294,118</b>	<b>765</b>	<b>230</b>	<b>221</b>

### Details on total pounds

Litter Program	Litter Pounds	Illegal Dump Pounds	Recycling Pounds
EYC	50,745	1,035	540
CLCP	53,156	152,504	32,988
SB5040	3,150	0	0
DOC	0	0	0
DNR	0	0	0
DFW	0	0	0
PARKS	0	0	0
<b>Total</b>	<b>107,051</b>	<b>153,539</b>	<b>33,528</b>

# Kitsap County

## 2021 Litter Program Activity

Litter Program	Hours	Total Pounds	Miles	Acres	# Dumps
EYC	3,524	69,585	194	320	20
CLCP	2,386	252,902	264	0	484
SB5040	0	0	0	0	0
DOC	0	0	0	0	0
DNR	0	0	0	0	0
DFW	200	1,910	0	38	2
PARKS	0	0	0	0	0
<b>Total</b>	<b>6,110</b>	<b>324,397</b>	<b>458</b>	<b>358</b>	<b>506</b>

### Details on total pounds

Litter Program	Litter Pounds	Illegal Dump Pounds	Recycling Pounds
EYC	58,560	10,395	630
CLCP	17,460	231,022	4,420
SB5040	0	0	0
DOC	0	0	0
DNR	0	0	0
DFW	1,500	400	10
PARKS	0	0	0
<b>Total</b>	<b>77,520</b>	<b>241,817</b>	<b>5,060</b>



# San Juan County

## 2021 Litter Program Activity

Litter Program	Hours	Total Pounds	Miles	Acres	# Dumps
EYC	0	0	0	0	0
CLCP	2,730	23,807	2,270	0	0
SB5040	0	0	0	0	0
DOC	0	0	0	0	0
DNR	0	0	0	0	0
DFW	0	0	0	0	0
PARKS	0	0	0	0	0
<b>Total</b>	<b>2,730</b>	<b>23,807</b>	<b>2,270</b>	<b>0</b>	<b>0</b>

### Details on total pounds

Litter Program	Litter Pounds	Illegal Dump Pounds	Recycling Pounds
EYC	0	0	0
CLCP	23,357	0	450
SB5040	0	0	0
DOC	0	0	0
DNR	0	0	0
DFW	0	0	0
PARKS	0	0	0
<b>Total</b>	<b>23,357</b>	<b>0</b>	<b>450</b>

# Skagit County

## 2021 Litter Program Activity

Litter Program	Hours	Total Pounds	Miles	Acres	# Dumps
EYC	1,586	35,574	150	85	4
CLCP	2,550	73,580	346	17	166
SB5040	91	1,360	18	0	0
DOC	0	0	0	0	0
DNR	0	0	0	0	0
DFW	0	0	0	0	0
PARKS	0	0	0	0	0
<b>Total</b>	<b>4,227</b>	<b>110,514</b>	<b>514</b>	<b>102</b>	<b>170</b>

### Details on total pounds

Litter Program	Litter Pounds	Illegal Dump Pounds	Recycling Pounds
EYC	35,124	420	30
CLCP	30,070	43,510	0
SB5040	1,360	0	0
DOC	0	0	0
DNR	0	0	0
DFW	0	0	0
PARKS	0	0	0
<b>Total</b>	<b>66,554</b>	<b>43,930</b>	<b>30</b>

# Snohomish County

## 2021 Litter Program Activity

Litter Program	Hours	Total Pounds	Miles	Acres	# Dumps
EYC	2,030	31,515	137	15	4
CLCP	7,715	719,840	723	20	34
SB5040	0	0	0	0	0
DOC	0	0	0	0	0
DNR	0	0	0	0	0
DFW	0	0	0	0	0
PARKS	0	0	0	0	0
<b>Total</b>	<b>9,745</b>	<b>751,355</b>	<b>860</b>	<b>35</b>	<b>38</b>

### Details on total pounds

Litter Program	Litter Pounds	Illegal Dump Pounds	Recycling Pounds
EYC	29,520	1,485	510
CLCP	118,100	125,840	475,900
SB5040	0	0	0
DOC	0	0	0
DNR	0	0	0
DFW	0	0	0
PARKS	0	0	0
<b>Total</b>	<b>147,620</b>	<b>127,325</b>	<b>476,410</b>


# Whatcom County

## 2021 Litter Program Activity

Litter Program	Hours	Total Pounds	Miles	Acres	# Dumps
EYC	2,243	28,170	121	41	15
CLCP	1,256	27,100	1,116	0	29
SB5040	0	0	0	0	0
DOC	0	0	0	0	0
DNR	0	0	0	0	0
DFW	0	0	0	0	0
PARKS	0	0	0	0	0
<b>Total</b>	<b>3,499</b>	<b>55,270</b>	<b>1,237</b>	<b>41</b>	<b>44</b>

### Details on total pounds

Litter Program	Litter Pounds	Illegal Dump Pounds	Recycling Pounds
EYC	26,580	1,575	15
CLCP	21,125	4,545	1,430
SB5040	0	0	0
DOC	0	0	0
DNR	0	0	0
DFW	0	0	0
PARKS	0	0	0
<b>Total</b>	<b>47,705</b>	<b>6,120</b>	<b>1,445</b>



# Thank you

Justin Boneau

Northwest Region Litter Administrator

[justin.boneau@ecy.wa.gov](mailto:justin.boneau@ecy.wa.gov)

425-213-3563