

LITTER ACTIVITY 2017

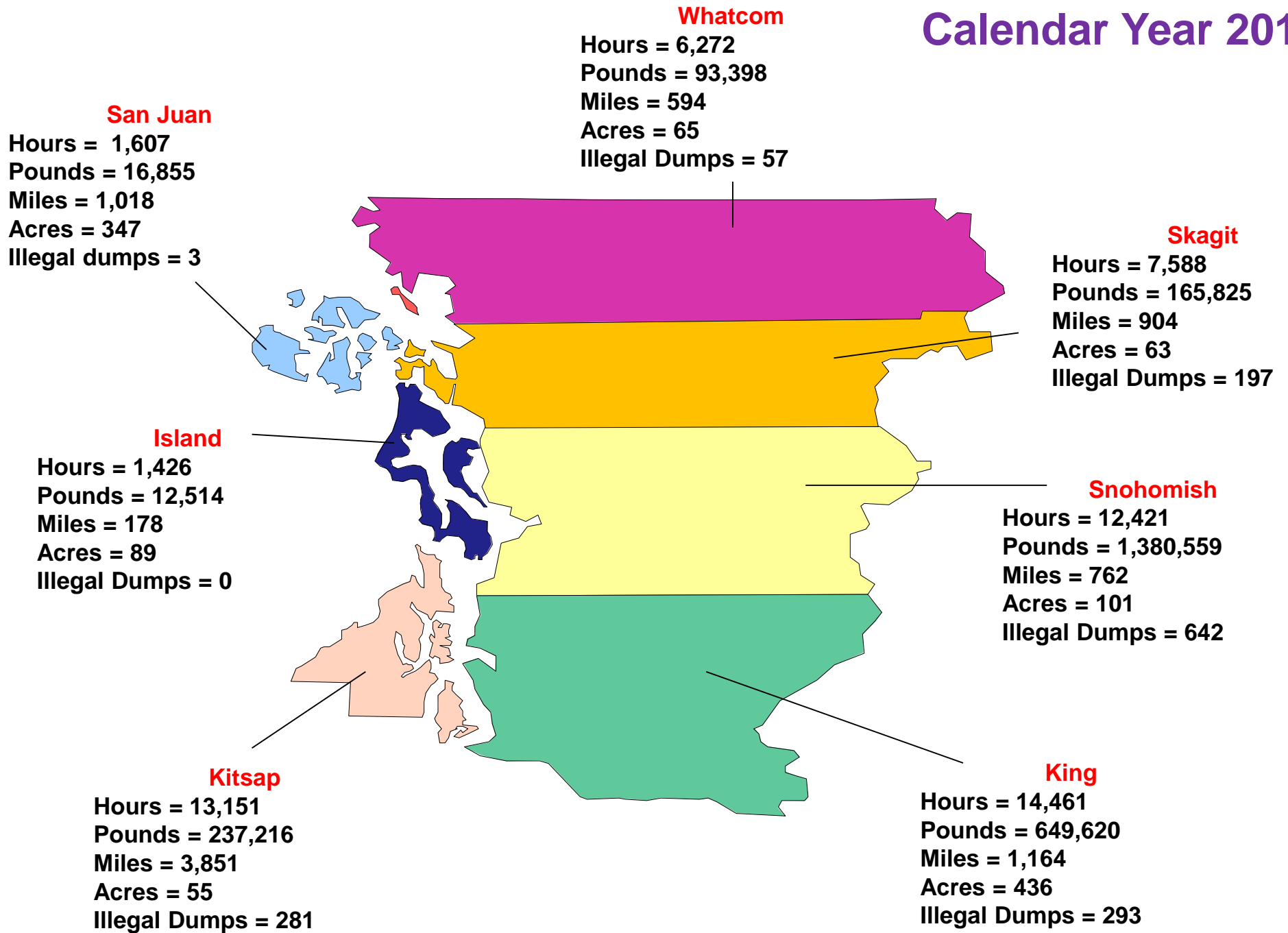
in Northwest Washington

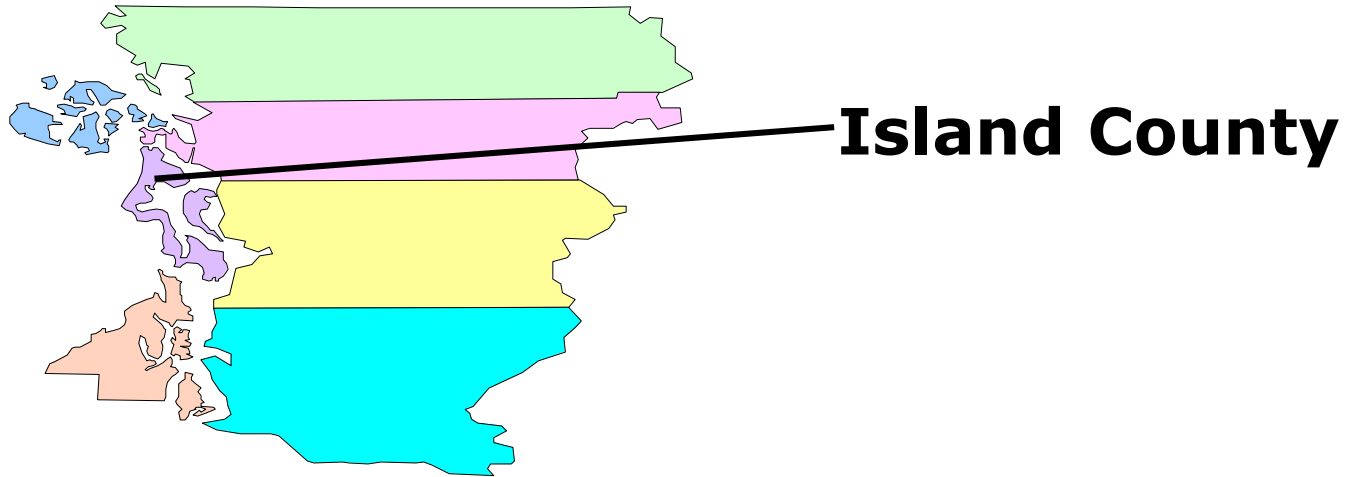
**(Island, King, Kitsap, San Juan, Skagit, Snohomish,
and Whatcom Counties)**

The combined litter efforts of the Community Litter Cleanup Program, Ecology Youth Corps, Department of Fish & Wildlife, Department of Natural Resources and the Department of Corrections:

- 56,926 hours worked**
- 2,555,987 pounds of litter and illegally dumped materials collected**
- 8,471 miles cleaned**
- 1,156 acres cleaned**
- 1,473 illegal dump sites**

Calendar Year 2017



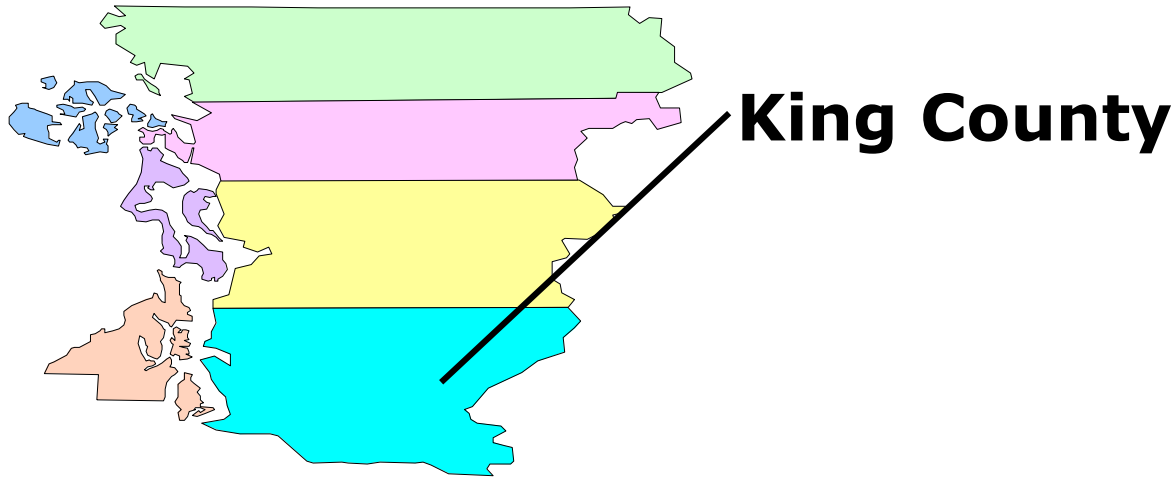


Year 2017 Litter Program Activity

Litter Program	Hours	Pounds	Miles	Acres	# Dumps
EYC	380	2,385	8	89	0
CLCP	1,046	10,129	170	0	0
DOC	0	0	0	0	0
DNR	0	0	0	0	0
DFW	0	0	0	0	0
Total	1,426	12,514	178	89	0

Detail on Total Pounds

Litter Program	Litter Pounds	Illegal Dump Pounds	Recycle Pounds	Total Pounds
EYC	2,165	0	220	2,385
CLCP	9,440	0	689	10,129
DOC	0	0	0	0
DNR	0	0	0	0
DFW	0	0	0	0
Total	11,605	0	909	12,514

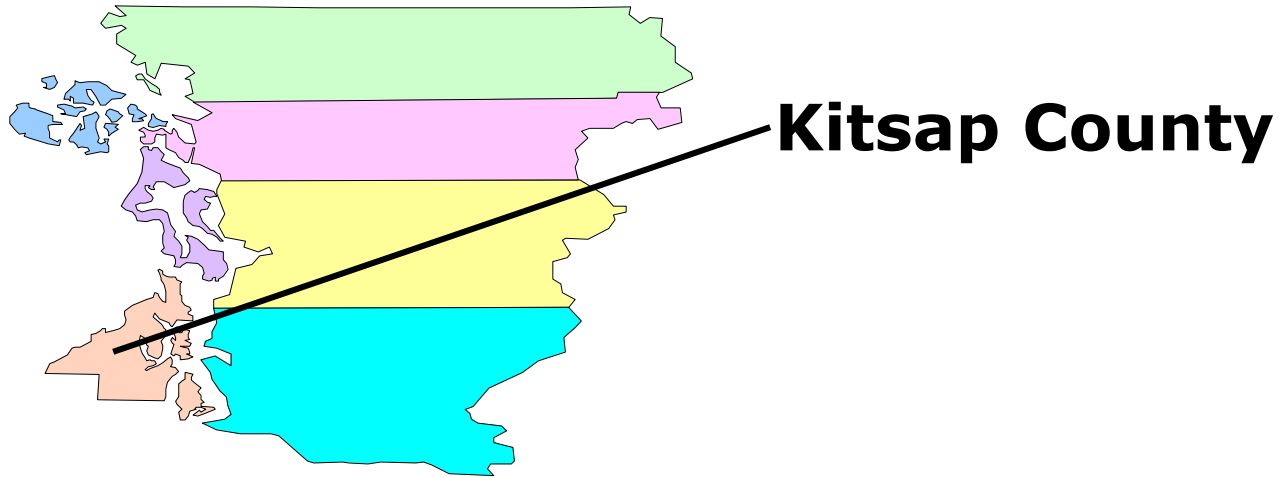


Year 2017 Litter Program Activity

Litter Program	Hours	Pounds	Miles	Acres	# Dumps
EYC	8,335	150,390	451	97	55
CLCP	3,550	445,241	569	301	234
DOC	2,576	53,989	144	38	4
DNR	0	0	0	0	0
DFW	0	0	0	0	0
Total	14,461	649,620	1,164	436	293

Detail on Total Pounds

Litter Program	Litter Pounds	Illegal Dump Pounds	Recycle Pounds	Total Pounds
EYC	118,369	13,740	18,281	150,390
CLCP	24,990	385,810	34,441	445,241
DOC	45,184	7,560	1,245	53,989
DNR	0	0	0	0
	0	0	0	0
Total	188,543	407,110	53,967	649,620

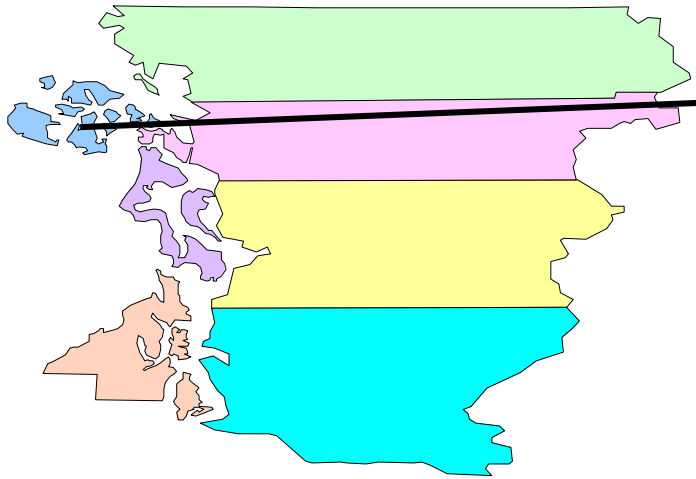


Year 2017 Litter Program Activity

Litter Program	Hours	Pounds	Miles	Acres	# Dumps
EYC	2,866	41,325	261	25	12
CLCP	10,285	195,891	3,590	30	269
DOC	0	0	0	0	0
DNR	0	0	0	0	0
DFW	0	0	0	0	0
Total	13,151	237,216	3,851	55	281

Detail on Total Pounds

Litter Program	Litter Pounds	Illegal Dump Pounds	Recycle Pounds	Total Pounds
EYC	34,878	2,280	4,167	41,325
CLCP	86,991	108,900	0	195,891
DOC	0	0	0	0
DNR	0	0	0	0
DFW	0	0	0	0
Total	121,869	111,180	4,167	237,216



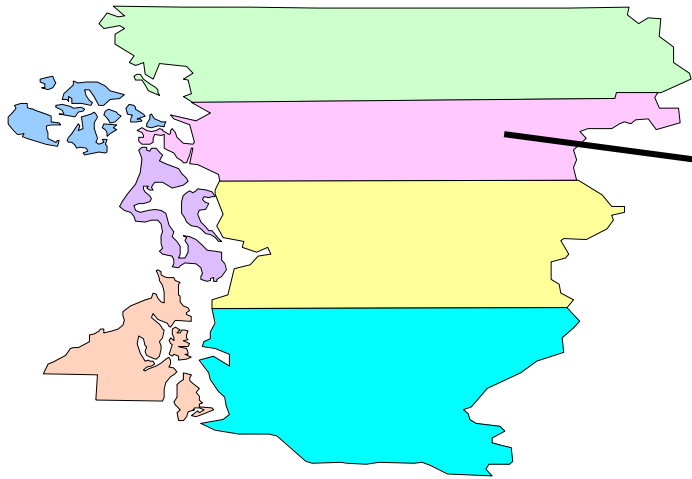
San Juan County

Year 2017 Litter Program Activity

Litter Program	Hours	Pounds	Miles	Acres	# Dumps
EYC	382	2,295	31	96	0
CLCP	1,225	14,560	987	251	3
DOC	0	0	0	0	0
DNR	0	0	0	0	0
DFW	0	0	0	0	0
Total	1,607	16,855	1,018	347	3

Detail on Total Pounds

Litter Program	Litter Pounds	Illegal Dump Pounds	Recycle Pounds	Total Pounds
EYC	2,104	0	191	2,295
CLCP	13,550	550	460	14,560
DOC	0	0	0	0
DNR	0	0	0	0
DFW	0	0	0	0
Total	15,654	550	651	16,855



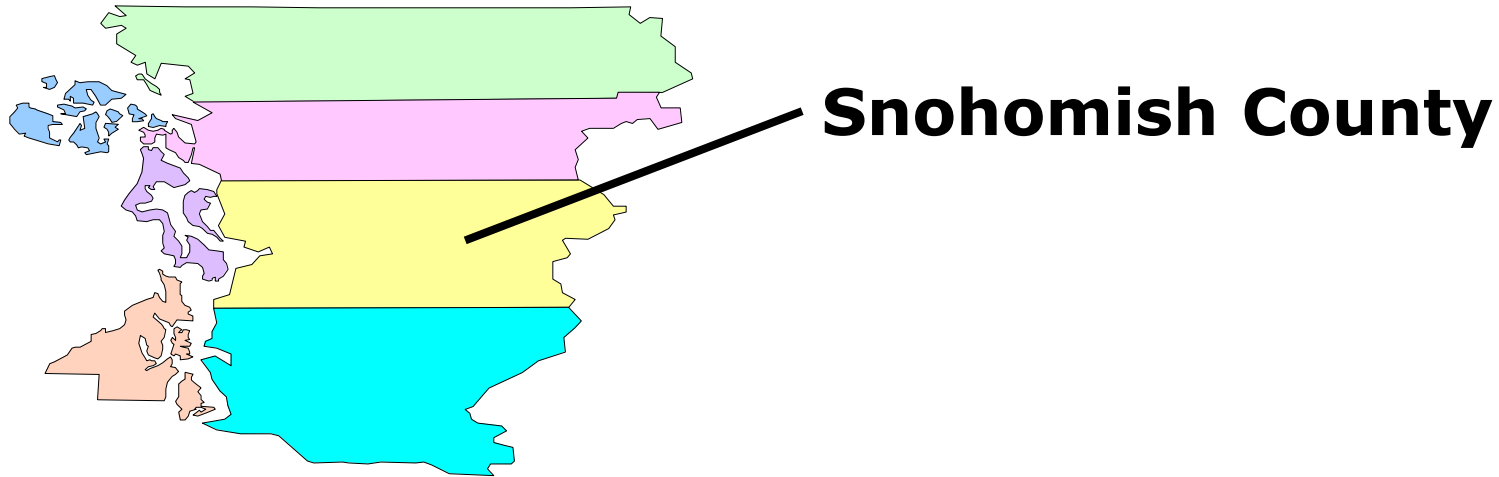
Skagit County

Year 2017 Litter Program Activity

Litter Program	Hours	Pounds	Miles	Acres	# Dumps
EYC	3,986	57,105	301	43	37
CLCP	3,602	108,720	603	20	160
DOC	0	0	0	0	0
DNR	0	0	0	0	0
DFW	0	0	0	0	0
Total	7,588	165,825	904	63	197

Detail on Total Pounds

Litter Program	Litter Pounds	Illegal Dump Pounds	Recycle Pounds	Total Pounds
EYC	43,826	6,765	6,514	57,105
CLCP	39,430	69,290	0	108,720
DOC	0	0	0	0
DNR	0	0	0	0
DFW	0	0	0	0
Total	83,256	76,055	6,514	165,825

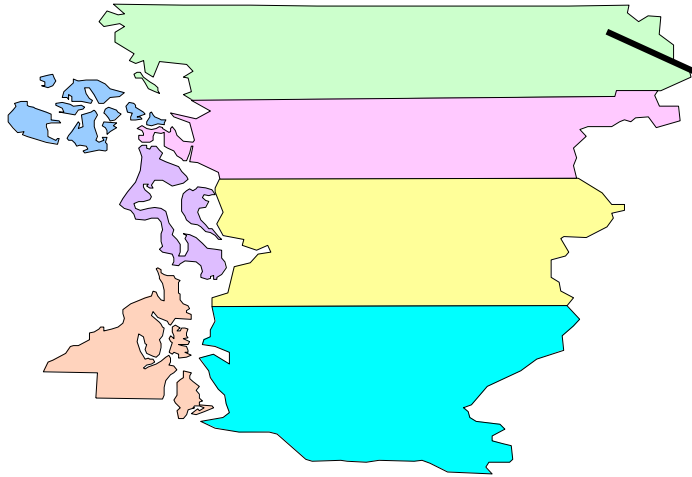


Year 2017 Litter Program Activity

Litter Program	Hours	Pounds	Miles	Acres	# Dumps
EYC	2,267	24,270	147	4	9
CLCP	4,813	1,221,920	293	41	581
DOC	5,219	117,420	318	0	0
DNR	0	0	0	0	0
DFW	122	16,949	4	56	52
Total	12,421	1,380,559	762	101	642

Detail on Total Pounds

Litter Program	Litter Pounds	Illegal Dump Pounds	Recycle Pounds	Total Pounds
EYC	20,658	120	3,492	24,270
CLCP	91,820	566,160	563,940	1,221,920
DOC	117,420	0	0	117,420
DNR	0	0	0	0
DFW	5,000	11,849	100	16,949
Total	234,898	578,129	567,532	1,380,559



Whatcom County

Year 2017 Litter Program Activity

Litter Program	Hours	Pounds	Miles	Acres	# Dumps
EYC	4,589	57,255	333	55	42
CLCP	1,677	34,443	260	5	12
DOC	0	0	0	0	0
DNR	0	0	0	0	0
DFW	6	1,700	1	5	3
Total	6,272	93,398	594	65	57

Detail on Total Pounds

Litter Program	Litter Pounds	Illegal Dump Pounds	Recycle Pounds	Total Pounds
EYC	41,981	8,760	6,514	57,255
CLCP	23,385	10,778	280	34,443
DOC	0	0	0	0
DNR	0	0	0	0
DFW	400	1,300	0	1,700
Total	65,766	20,838	6,794	93,398