

LITTER ACTIVITY 2016

in Southwest Washington

(Clallam, Clark, Cowlitz, Grays Harbor, Jefferson, Lewis, Mason, Pacific, Pierce, Skamania, Thurston, and Wahkiakum Counties)

The combined litter efforts of the Community Litter Cleanup Program, Ecology Youth Corps, Department of Natural Resources and the Department of Corrections:

- 52,274 hours worked**
- 1,186,585 pounds of material collected**
- 11,549 miles cleaned**
- 615 acres cleaned**
- 1,266 illegal dump sites**

Notes About the Information Contained in This Presentation

- **Population** data from OFM - 2016 Population Estimates
- **Centerline miles** and **miles driven** data from WSDOT - 2015 Highway Performance Monitoring System
- **Area** (in square miles) data from National Association of Counties
- Litter activity data reflects what was reported to Department of Ecology
- **Hours** represents crews supervisor and crew hours.
- **Pounds** represents both litter and illegally dumped materials picked up (if reported in bags or cubic yards, the figures were converted to pounds using a standard formula)
- **Miles** represents the number of shoulder miles cleaned
- **Acres** represents the number of acres cleaned
- **Illegal Dumps** represents the number of illegal dump sites cleaned up

Calendar Year 2016

Clallam
Hours = 2,600
Pounds = 75,990
Miles = 262
Acres = 7
Illegal Dumps = 53

Grays Harbor
Hours = 6,371
Pounds = 90,506
Miles = 842
Acres = 54
Illegal Dumps = 78

Pacific
Hours = 1,129
Pounds = 7,020
Miles = 291
Acres = 1
Illegal Dumps = 4

Wahkiakum
Hours = 0
Pounds = 0
Miles = 0
Acres =
Illegal Dumps = 0

Cowlitz
Hours = 5,085
Pounds = 179,079
Miles = 403
Acres = 68
Illegal Dumps = 344

Clark
Hours = 9,510
Pounds = 228,210
Miles = 629
Acres = 174
Illegal Dumps = 124

Skamania
Hours = 687
Pounds = 24,047
Miles = 429
Acres = 56
Illegal Dumps = 28

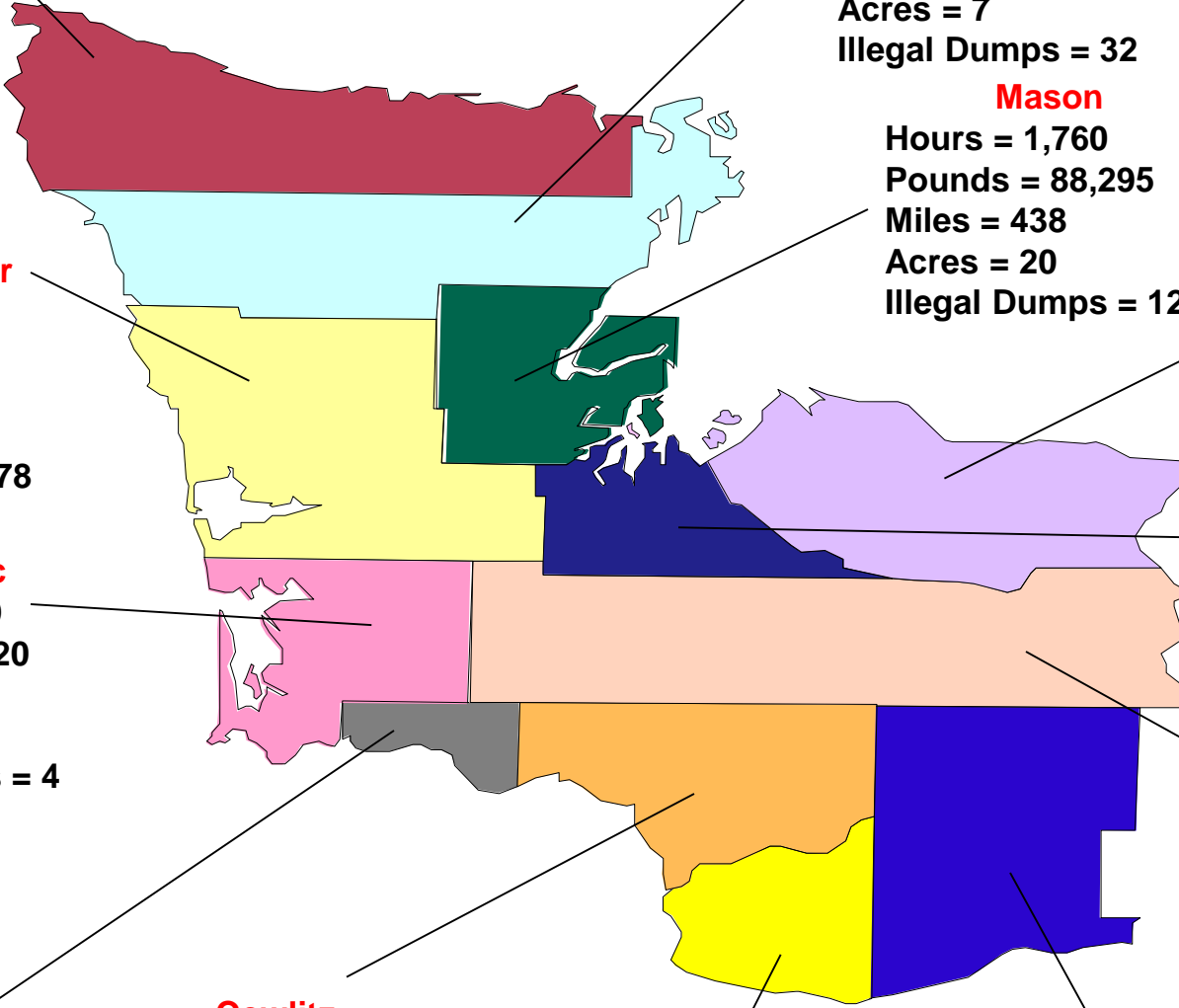
Jefferson
Hours = 1,691
Pounds = 38,330
Miles = 103
Acres = 7
Illegal Dumps = 32

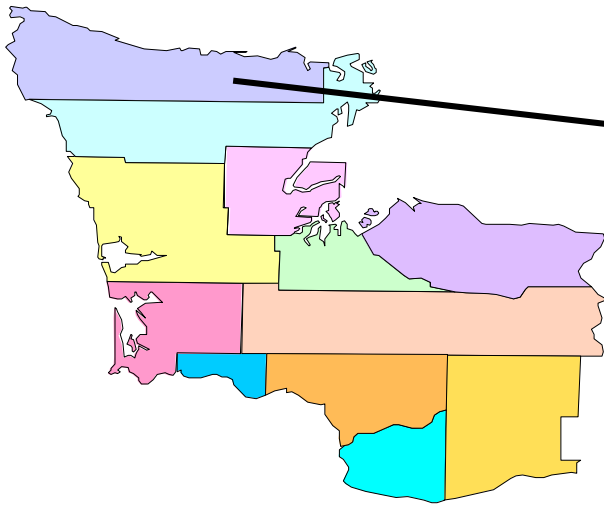
Mason
Hours = 1,760
Pounds = 88,295
Miles = 438
Acres = 20
Illegal Dumps = 120

Pierce
Hours = 10,377
Pounds = 151,082
Miles = 1,122
Acres = 76
Illegal Dumps = 16

Thurston
Hours = 7,789
Pounds = 185,405
Miles = 424
Acres = 128
Illegal Dumps = 330

Lewis
Hours = 5,275
Pounds = 118,621
Miles = 6,606
Acres = 24
Illegal Dumps = 137





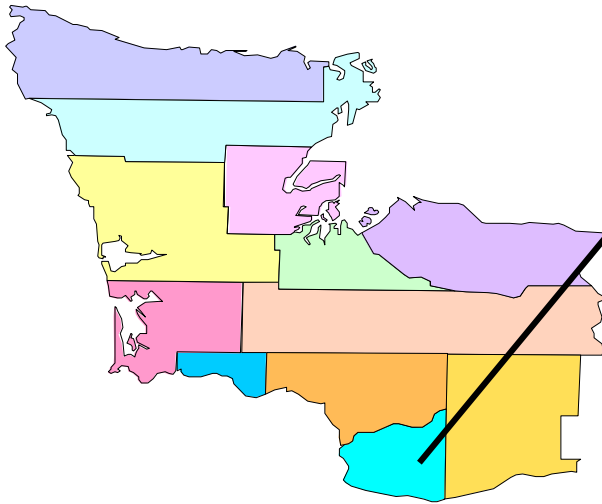
Clallam County		% of State Total	Rank in State
Population	72,650	1.03	19
Centerline Miles	1,294	1.54	29
Miles Driven (in thousands)	531,180	0.93	19
Area (square miles)	1,740	2.61	20

Year 2016 Litter Program Activity

Litter Program	Hours	Pounds	Miles	Acres	# Dumps
EYC	0	0	0	0	0
CLCP	1,340	55,660	236	5	46
DOC	0	0	0	0	0
DNR	1,260	20,330	26	2	7
Total	2,600	75,990	262	7	53

Detail on Total Pounds

Litter Program	Litter Pounds	Illegal Dump Pounds	Recycle Pounds	Total Pounds
EYC	0	0	0	0
CLCP	16,530	39,130	0	55,660
DOC	0	0	0	0
DNR	0	19,250	1,080	20,330
Total	16,530	58,380	1,080	75,990



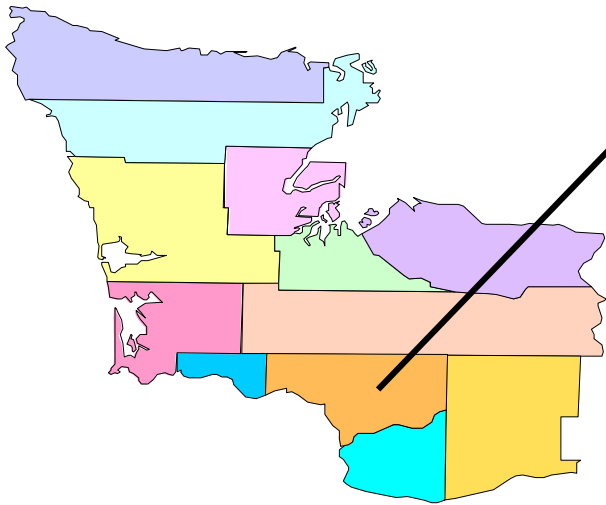
Clark County		% of State Total	Rank in State
Population	451,820	6.40	5
Centerline Miles	2,852	3.41	9
Miles Driven (in thousands)	2,816,744	4.94	5
Area (square miles)	628	0.94	35

Year 2016 Litter Program Activity

Litter Program	Hours	Pounds	Miles	Acres	# Dumps
EYC	4,280	156,398	274	88	42
CLCP	2,616	53,063	197	71	58
DOC	0	0	0	0	0
DNR	2,614	18,749	158	15	24
Total	9,510	228,210	629	174	124

Detail on Total Pounds

Litter Program	Litter Pounds	Illegal Dump Pounds	Recycle Pounds	Total Pounds
EYC	84,895	54,045	17,458	156,398
CLCP	45,970	5,405	1,688	53,063
DOC	0	0	0	0
DNR	12,330	5,769	650	18,749
Total	143,195	65,219	19,796	228,210



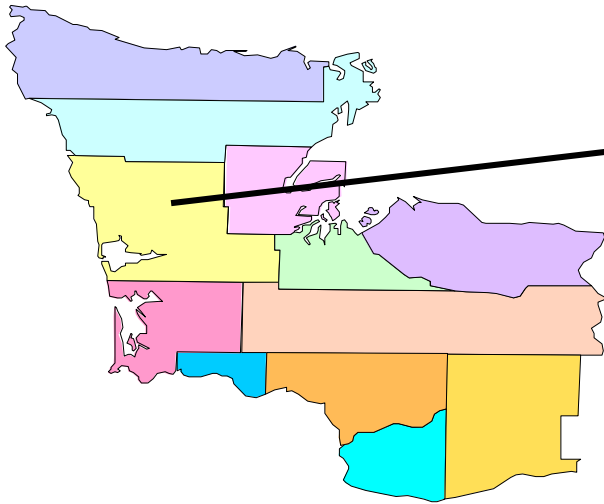
Cowlitz County		% of State Total	Rank in State
Population	104,280	1.48	12
Centerline Miles	1,197	1.43	30
Miles Driven (in thousands)	1,202,772	2.11	12
Area (square miles)	1,139	1.71	28

Year 2016 Litter Program Activity

Litter Program	Hours	Pounds	Miles	Acres	# Dumps
EYC	1,504	42,420	138	5	2
CLCP	3,416	134,159	265	50	336
DOC	0	0	0	0	0
DNR	165	2,500	0	13	6
Total	5,085	179,079	403	68	344

Detail on Total Pounds

Litter Program	Litter Pounds	Illegal Dump Pounds	Recycle Pounds	Total Pounds
EYC	36,432	1,410	4,578	42,420
CLCP	81,816	36,108	16,235	134,159
DOC	0	0	0	0
DNR	0	2,500	0	2,500
Total	118,248	40,018	20,813	179,079



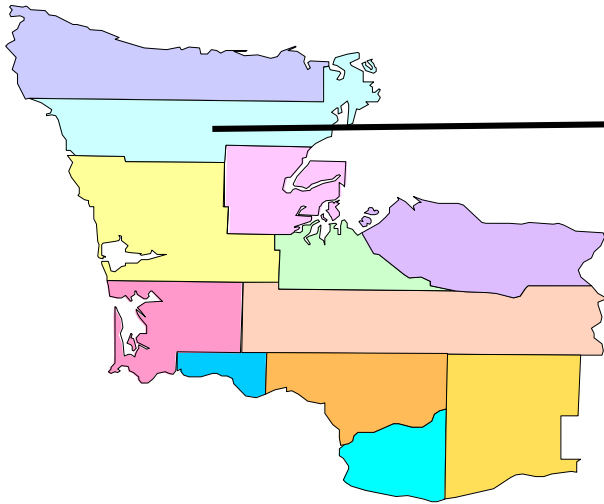
Grays Harbor County		% of State Total	Rank in State
Population	73,110	1.04	18
Centerline Miles	1,682	2.01	22
Miles Driven (in thousands)	685,732	1.20	16
Area (square miles)	1,917	2.88	15

Year 2016 Litter Program Activity

Litter Program	Hours	Pounds	Miles	Acres	# Dumps
EYC	1,631	23,775	112	37	11
CLCP	2,881	41,941	698	3	29
DOC	0	0	0	0	0
DNR	1,859	24,790	32	14	38
Total	6,371	90,506	842	54	78

Detail on Total Pounds

Litter Program	Litter Pounds	Illegal Dump Pounds	Recycle Pounds	Total Pounds
EYC	14,630	6,585	2,560	23,775
CLCP	20,715	19,850	1,376	41,941
DOC	0	0	0	0
DNR	2,150	22,430	210	24,790
Total	37,495	48,865	4,146	90,506



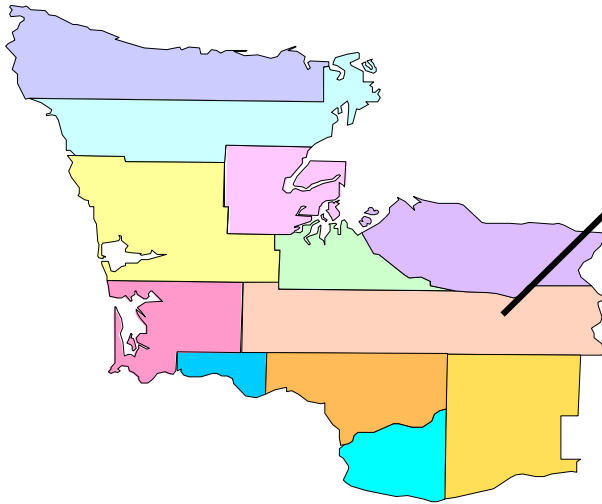
Jefferson County		% of State Total	Rank in State
Population	30,880	0.44	27
Centerline Miles	903	1.08	32
Miles Driven (in thousands)	329,402	0.58	28
Area (square miles)	1,814	2.73	18

Year 2016 Litter Program Activity

Litter Program	Hours	Pounds	Miles	Acres	# Dumps
EYC	0	0	0	0	0
CLCP	801	30,260	79	5	29
DOC	0	0	0	0	0
DNR	890	8,070	24	2	3
Total	1,691	38,330	103	7	32

Detail on Total Pounds

Litter Program	Litter Pounds	Illegal Dump Pounds	Recycle Pounds	Total Pounds
EYC	0	0	0	0
CLCP	15,120	14,900	240	30,260
DOC	0	0	0	0
DNR	0	6,870	1,200	8,070
Total	15,120	21,770	1,440	38,330



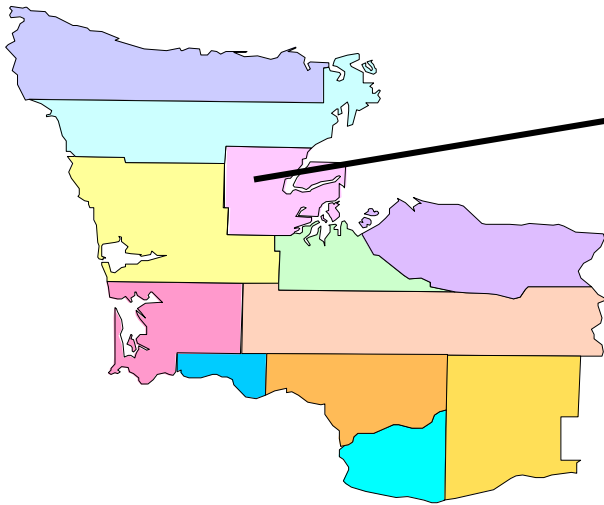
Lewis County		% of State Total	Rank in State
Population	76,660	1.09	16
Centerline Miles	1,705	2.04	21
Miles Driven (in thousands)	1,088,611	1.91	14
Area (square miles)	2,408	3.62	6

Year 2016 Litter Program Activity

Litter Program	Hours	Pounds	Miles	Acres	# Dumps
EYC	1,217	19,230	56	14	4
CLCP	3,936	98,386	6,549	6	127
DOC	0	0	0	0	0
DNR	122	1,005	1	4	6
Total	5,275	118,621	6,606	24	137

Detail on Total Pounds

Litter Program	Litter Pounds	Illegal Dump Pounds	Recycle Pounds	Total Pounds
EYC	16,073	1,140	2,017	19,230
CLCP	55,788	40,810	1,788	98,386
DOC	0	0	0	0
DNR	400	600	5	1,005
Total	72,261	42,550	3,810	118,621



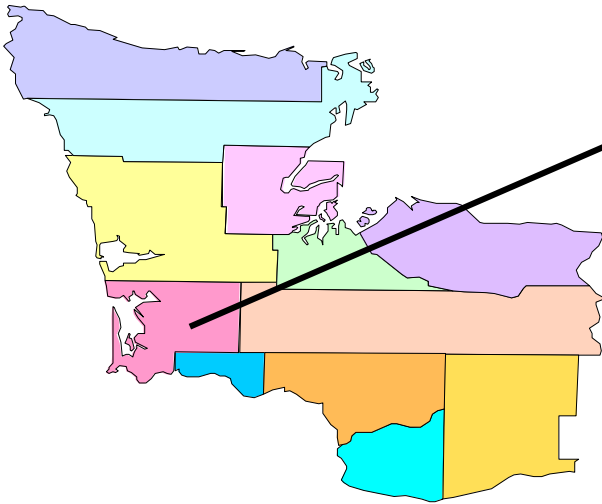
Mason County		% of State Total	Rank in State
Population	62,200	0.88	20
Centerline Miles	973	1.16	31
Miles Driven (in thousands)	479,610	0.84	21
Area (square miles)	961	1.44	29

Year 2016 Litter Program Activity

Litter Program	Hours	Pounds	Miles	Acres	# Dumps
EYC	183	2,595	9	8	3
CLCP	1,577	85,700	429	12	117
DOC	0	0	0	0	0
DNR	0	0	0	0	0
Total	1,760	88,295	438	20	120

Detail on Total Pounds

Litter Program	Litter Pounds	Illegal Dump Pounds	Recycle Pounds	Total Pounds
EYC	1,291	1,005	299	2,595
CLCP	27,900	57,800	0	85,700
DOC	0	0	0	0
DNR	0	0	0	0
Total	29,191	58,805	299	88,295



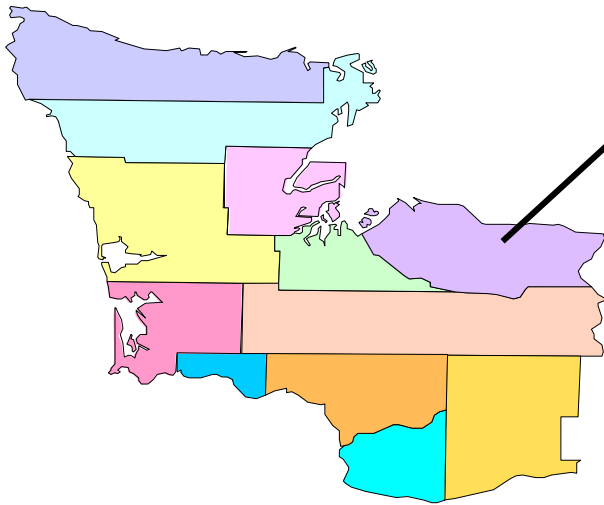
Pacific County		% of State Total	Rank in State
Population	21,210	0.30	29
Centerline Miles	741	0.88	34
Miles Driven (in thousands)	212,480	0.84	21
Area (square miles)	933	1.40	30

Year 2016 Litter Program Activity

Litter Program	Hours	Pounds	Miles	Acres	# Dumps
EYC	0	0	0	0	0
CLCP	1,129	7,020	291	1	4
DOC	0	0	0	0	0
DNR	0	0	0	0	0
Total	1,129	7,020	291	1	4

Detail on Total Pounds

Litter Program	Litter Pounds	Illegal Dump Pounds	Recycle Pounds	Total Pounds
EYC	0	0	0	0
CLCP	6,850	130	40	7,020
DOC	0	0	0	0
DNR	0	0	0	0
Total	6,850	130	40	7,020



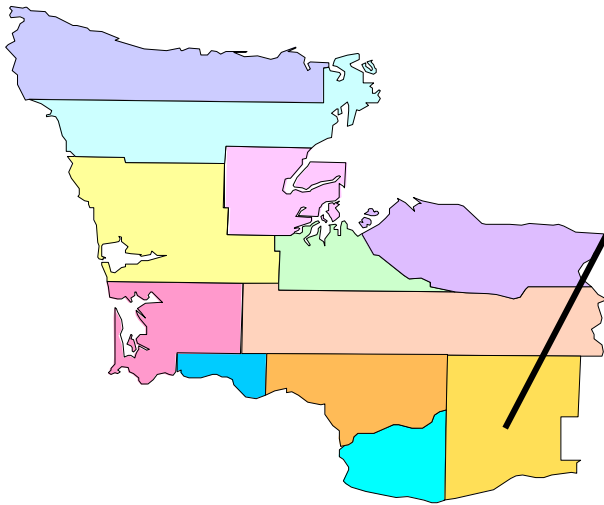
Pierce County		% of State Total	Rank in State
Population	830,120	11.76	2
Centerline Miles	4,690	5.60	3
Miles Driven (in thousands)	6,378,305	11.20	2
Area (square miles)	1,679	2.52	23

Year 2016 Litter Program Activity

Litter Program	Hours	Pounds	Miles	Acres	# Dumps
EYC	6,552	111,690	336	50	16
CLCP	1,889	21,182	727	0	0
DOC	1,936	18,210	59	26	0
DNR	0	0	0	0	0
Total	10,377	151,082	1,122	76	16

Detail on Total Pounds

Litter Program	Litter Pounds	Illegal Dump Pounds	Recycle Pounds	Total Pounds
EYC	96,606	7,065	8,019	111,690
CLCP	21,182	0	0	21,182
DOC	18,210	0	0	18,210
DNR	0	0	0	0
Total	135,998	7,065	8,019	151,082



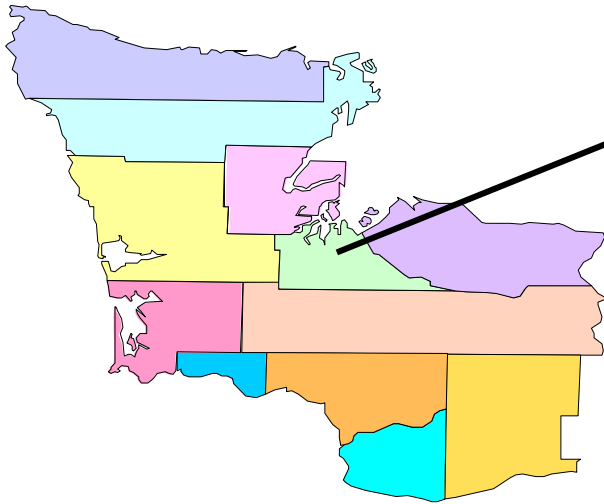
Skamania County		% of State Total	Rank in State
Population	11,430	0.16	34
Centerline Miles	621	0.74	35
Miles Driven (in thousands)	124,057	0.22	32
Area (square miles)	1,656	2.49	24

Year 2016 Litter Program Activity

Litter Program	Hours	Pounds	Miles	Acres	# Dumps
EYC	0	0	0	0	0
CLCP	280	20,900	429	56	28
DOC	0	0	0	0	0
DNR	407	3,147	0	0	0
Total	687	24,047	429	56	28

Detail on Total Pounds

Litter Program	Litter Pounds	Illegal Dump Pounds	Recycle Pounds	Total Pounds
EYC	0	0	0	0
CLCP	8,200	5,540	7,160	20,900
DOC	0	0	0	0
DNR	200	2,927	20	3,147
Total	8,400	8,467	7,180	24,047



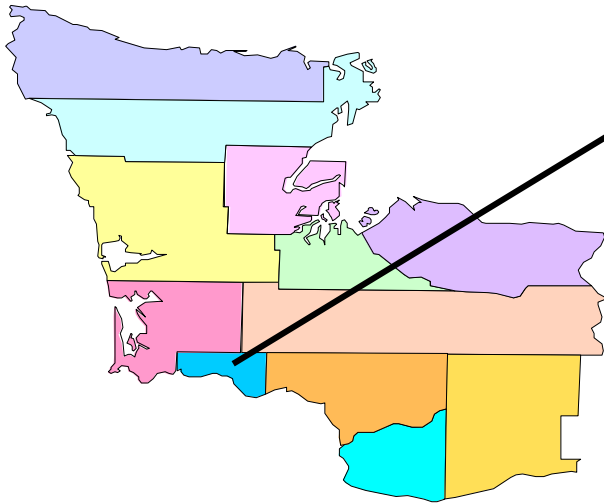
Thurston County		% of State Total	Rank in State
Population	267,410	3.79	6
Centerline Miles	1,793	2.14	19
Miles Driven (in thousands)	2,328,580	4.09	6
Area (square miles)	727	1.09	32

Year 2016 Litter Program Activity

Litter Program	Hours	Pounds	Miles	Acres	# Dumps
EYC	2,997	50,010	177	45	14
CLCP	1,258	91,765	176	8	155
DOC	0	0	0	0	0
DNR	3,534	43,630	71	75	161
Total	7,789	185,405	424	128	330

Detail on Total Pounds

Litter Program	Litter Pounds	Illegal Dump Pounds	Recycle Pounds	Total Pounds
EYC	39,770	4,665	5,575	50,010
CLCP	30,361	45,252	16,152	91,765
DOC	0	0	0	0
DNR	3,660	39,320	650	43,630
Total	73,791	89,237	22,377	185,405



Wahkiakum County		% of State Total	Rank in State
Population	4,010	0.06	38
Centerline Miles	186	0.22	39
Miles Driven (in thousands)	38,243	0.07	39
Area (square miles)	264	0.40	37

Year 2016 Litter Program Activity

Litter Program	Hours	Pounds	Miles	Acres	# Dumps
EYC	0	0	0	0	0
CLCP	0	0	0	0	0
DOC	0	0	0	0	0
DNR	0	0	0	0	0
Total	0	0	0	0	0

Detail on Total Pounds

Litter Program	Litter Pounds	Illegal Dump Pounds	Recycle Pounds	Total Pounds
EYC	0	0	0	0
CLCP	0	0	0	0
DOC	0	0	0	0
DNR	0	0	0	0
Total	0	0	0	0